

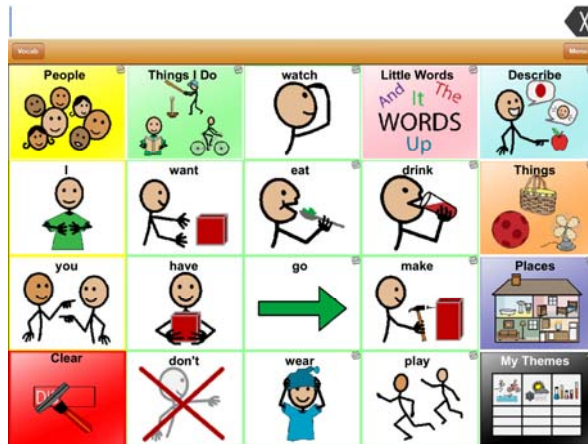


Gateway

To Language and Learning

By

Joan Bruno, Ph.D., CCC-SLP



Gateway 20-Teen User Manual for the TouchChat


2003© Communication Technology Resources

www.gatewaytolanguageandlearning.com

Gateway 20-Teen Manual

Overview

Gateway 20-Teen targets teens or young adults with limited expressive abilities who can benefit from a 20-location grid. It differs from Gateway 20-Child in terms of some of the core vocabulary items and in the activities selected within the Themes pages. Users of 20-Teen can recognize symbols of nouns, verbs and some adjectives and adverbs. They may have the potential to improve their expressive language abilities. Some users may have transitioned from Gateway 12-Child to Gateway 20-Teen.




The MAIN page of Gateway 20-Teen contains the frequently used words – I, you, want, eat, have, go, wear, drink, make and play. It contains folders for People, Family, Things I Do (verbs), Little Words, Descriptive words, Things and Places. Each word and word category is color-coded according to a modified Fitzgerald Key format with People - yellow; Verbs – green; Little words – Pink, Descriptive Words – blue; Things – Orange and Places – purple. This color-coding is consistent throughout all of the Gateway files to ease the transition from as an individual moves from one file up to the next level of complexity.

The People category contains people, some pronouns and the question word “who”. Within the Fitzgerald Key, “Little Words” are defined as prepositions, articles and conjunctions. Within Gateway 20-Teen it contains several articles and a small core of prepositions. Within the Fitzgerald Key, “Descriptive Words” includes adjective, adverbs, and time words. Within Gateway 20-Teen it contains a small core of each of these word categories.

Gateway 20-Teen includes features that may help an individual learn to form multi-word messages and to expand the size of their core vocabulary.

Sentence Development Links provide a simplified approach to facilitate sentence formation. Selecting a *verb* results in automatically opening a page of associated objects or “Things” that can be used to complete a message. For example, after selecting “eat” from the MAIN page, the foods page is automatically opened. The “eat” icon from the MAIN page is pictured to the right. Pictured below it is the linked Foods page with the two blue folders - Describe and Color/Shapes.



The “I + want + eat” had been selected from the MAIN page. Once the *Sentence Development Link* opens, based on the example to the right, the user had selected “scrambled” from the “Describe” folder and would then select “egg” from the Foods page. If the foods provided on this page do not match the preferences of the user, these should be customized.



Within most of the pages reached through a

sentence development link, also contain both a “Describe” and “Color/Shapes” link. These links or folders provide additional opportunities for an individual to expand his/her sentence complexity by adding an adjective or adverb to a message.

A user can easily ask for the “chocolate” or “big” cookie, without needing to navigate away from the food context. Efforts have been made to match the descriptive words within these links to the vocabulary on the targets object page. That is, the word, “chocolate” is provided for the food and make pages, but the word “brown” is provided with the clothing items.

Within the “Things I Do” page, *Semantic Power Strips* are introduced. The *Semantic Power Strips* are sets of paradigmatically associated words that provide a focused array of vocabulary to broaden the options available to the user. For example, selecting a symbol such as “say+” as pictured to the right, will open a semantic power strip containing semantically related words. In the example of “say+”,



semantically related words are sing, talk, call, promise speak and yell. In Gateway 20-Teen, “cooking+” opens a



Semantic Power Strip containing “cooking, mixing, pouring and baking

Within 20–Teen, the present progressive verb form, ‘-ing’, is modeled for some of the verbs on the verb page. The intent is to promote spontaneous usage of this verb form when communicating in later page sets.

A “My Themes” folder is located on the Main Page. This folder links the user to a set of five *Thematic folders* – About Me, Time to Chat, Time to Learn, Time to Relax, and Time in Town. Each of the folders contains a variety of words, messages of activity sets designed to increase a child’s opportunities for participating in dialogues, educational and recreational activities.

The *About Me* folder enables a user to share some basic identifying information. The *Time to Chat* folder contains five subfolders helping a user learn to ask questions and to comment. The *Time to Learn* Folder contains a monthly topic folder with single words and/or phrases often used within the context of the school setting. This folder also contains vocabulary for *Circle Time* and *the Common Core*. The goal the

Common Core page is to support user’s who may be enrolled in an educational program using the “Common Core”. This page can enable the user to actively participate using generic messages across a variety of classes.

The “Time to Relax” folder offers seven (7) play activities for a user to engage in with peers or mediated with an adult communication partner. These include *Bingo*,



Magazine, Cards, TV, Snack, Farm and a Zoo page.

The “Time in Town” Folder, pictured to the right, includes pages that can be used when communicating within the community. The twelve (13) thematic pages include *Grocery Store, At the Mall, Restaurant, Ice Cream, Hair Salon, Doctor, Call Someone, Amusement Park, In the Park, Religion, Scouts, Mealttime Chat* and *Vacation*. The goal of the *Mealttime Chat* page is to help the user engage in “small talk” during a meal. There is one (1) open page created for a custom activity.

Practice Sentences

The practice sentences are provided to help the adults working with an individual using this page set to become familiar with the contents and location of some of the core vocabulary. It is also intended to demonstrate the complexity of sentences that can be created using Teen 20. Navigating Gateway Teen-20 is simple once the organization is understood.

The following sentences can be created using the MAIN page followed by a *Sentence Development Strip*. Since the folders automatically close when a vocabulary item is selected, upon speaking the last word of each sentence, Gateway returns the user to the MAIN page.

- I want eat ice cream.
- I drink apple juice.
- You want make picture.
- I wear slippers.
- I play computer game.
-

The following sentences make use of the *Describe* and/or *Color Shapes* folders located within the respective Sentence Development Strips. The bold words in Blue are the items contained within the respective folder.

- You want make **sparkle** necklace.
- I eat **melted** ice cream.
- I wear **polka dot** slippers.
- I play **big** puzzle.

The following sentences make use of the folders *People, Family, Things I Do, Little Words, Describe, Things, and Places*. The words are colored according to the Fitzgerald Key format and match the colored folders with the Gateway page set.

- **Mom** **baking** **the yellow** **cookie**.
- **Boy** **swim with** **grandfather**.
- **She** **love** **the movies**.
- **I want** **to make** **pretty picture** **give** **dad**.

Gateway 20-Teen Page Sort

PEOPLE	MAIN
I	MAIN
you	MAIN
THINGS I DO	MAIN
want	MAIN
have	MAIN
don't	MAIN
watch	MAIN
eat	MAIN
go	MAIN
wear	MAIN
LITTLE WORDS	MAIN
drink	MAIN
make	MAIN
play	MAIN
DESCRIBE	MAIN
THINGS	MAIN
PLACES	MAIN
MY THEMES	MAIN
FAMILY	PEOPLE
we	PEOPLE
they	PEOPLE
man	PEOPLE
boy	PEOPLE
he	PEOPLE
him	PEOPLE
woman	PEOPLE
girl	PEOPLE
she	PEOPLE
her	PEOPLE
teacher	PEOPLE
doctor	PEOPLE
friend	PEOPLE
it	PEOPLE
who	
therapist	PEOPLE
fireman	PEOPLE
policeman	PEOPLE
baby	FAMILY
User's name	FAMILY
mom	FAMILY
dad	FAMILY
Me	FAMILY – ME+
mine	FAMILY – ME+
my	FAMILY – ME+
aunt	FAMILY
uncle	FAMILY
sister	FAMILY
brother	FAMILY

grandmom	FAMILY
grandfather	FAMILY
ask+	THINGS I DO
ask	ASK+
tell	ASK+
buy	THINGS I DO
call+	THINGS I DO
talk	CALL+
say	CALL+
call	CALL+
sing	CALL+
can	THINGS I DO
coloring+	THINGS I DO
coloring	COLORING+
drawing	COLORING+
painting	COLORING+
writing	COLORING+
come+	THINGS I DO
come	COME+
go	COME+
bring	COME+
cooking+	THINGS I DO
cooking	COOKING+
mixing	COOKING+
pouring	COOKING+
baking	COOKING+
get+	THINGS I DO
get	GET+
got	GET+
have	GET+
give	GET+
help	THINGS I DO
like+	THINGS I DO
like	LIKE+
love	LIKE+
hug	LIKE+
make	THINGS I DO
give	THINGS I DO
riding+	THINGS I DO
riding	RIDING+
driving	RIDING+
flying	RIDING+
see+	RIDING+
see	SEE+
watch	SEE+
look	SEE+
sleep	THINGS I DO
swim	THINGS I DO
walking+	THINGS I DO
walking	WALKING+

running	WALKING+
jumping	WALKING+
skipping	WALKING+
working	THINGS I DO
in	LITTLE WORDS
on	LITTLE WORDS
under	LITTLE WORDS
this	LITTLE WORDS
a	LITTLE WORDS
up	LITTLE WORDS
down	LITTLE WORDS
off	LITTLE WORDS
that	LITTLE WORDS
and	LITTLE WORDS
to	LITTLE WORDS
from	LITTLE WORDS
with	LITTLE WORDS
those	LITTLE WORDS
the	LITTLE WORDS
behind	LITTLE WORDS
in front	LITTLE WORDS
between	LITTLE WORDS
big	DESCRIBE
little	DESCRIBE
pretty	DESCRIBE
ugly	DESCRIBE
sad	DESCRIBE
happy	DESCRIBE
funny	DESCRIBE
silly	DESCRIBE
fast	DESCRIBE
slow	DESCRIBE
afraid	DESCRIBE
mad	DESCRIBE
same	DESCRIBE
different	DESCRIBE
hurt	DESCRIBE
sick	DESCRIBE
COLORS	DESCRIBE
MORE DESCRIBE	DESCRIBE
TIME	DESCRIBE
red	COLORS
brown	COLORS
black	COLORS
green	COLORS
orange	COLORS
pink	COLORS
yellow	COLORS
purple	COLORS
blue	COLORS

white	COLORS
dark	COLORS
star	COLORS
sprinkles	COLORS
sparkle	COLORS
light	COLORS
round	COLORS
rectangle	COLORS
triangle	COLORS
square	COLORS
dirty	MORE DESCRIBE
clean	MORE DESCRIBE
right	MORE DESCRIBE
wrong	MORE DESCRIBE
hard	MORE DESCRIBE
soft	MORE DESCRIBE
long	MORE DESCRIBE
short	MORE DESCRIBE
low	MORE DESCRIBE
high	MORE DESCRIBE
old	MORE DESCRIBE
new	MORE DESCRIBE
hot	MORE DESCRIBE
cold	MORE DESCRIBE
crispy	MORE DESCRIBE
frozen	MORE DESCRIBE
tired	MORE DESCRIBE
hungry	MORE DESCRIBE
thirsty	MORE DESCRIBE
Sunday	TIME
Monday	TIME
Tuesday	TIME
Wednesday	TIME
Thursday	TIME
Friday	TIME
Saturday	TIME
time	TIME
morning	TIME
day	TIME
afternoon	TIME
night	TIME
week	TIME
month	TIME
year	TIME
yesterday	TIME
today	TIME
tomorrow	TIME
when	TIME
computer	THINGS

cell phone	THINGS
cup	THINGS
chair	THINGS
What	THINGS
book	THINGS
pencil	THINGS
spoon	THINGS
bed	THINGS
iPad	THINGS
car	THINGS
napkin	THINGS
party	THINGS
money	THINGS
bus	THINGS
pet	THINGS
present	THINGS
FOODS	THINGS
CLOTHES	THINGS
egg	FOODS
sandwich	FOODS
yogurt	FOODS
milk	FOODS
cookie	FOODS
pancake	FOODS
pasta	FOODS
chicken nuggets	FOODS
water	FOODS
fruit	FOODS
cereal	FOODS
French fries	FOODS
fish	FOODS
juice	FOODS
chips	FOODS
donut	FOODS
burger	FOODS
vegetable	FOODS
soda	FOODS
pants	CLOTHES
pajama	CLOTHES
bathing suit	CLOTHES
glasses	CLOTHES
jacket	CLOTHES
shirt	CLOTHES
slipper	CLOTHES
sandals	CLOTHES
bracelet	CLOTHES
hat	CLOTHES
dress	CLOTHES
underpants	CLOTHES
shoes	CLOTHES
sock	CLOTHES

backpack	CLOTHES
gloves	CLOTHES
sweater	CLOTHES
undershirt	CLOTHES
socks	CLOTHES
costume	CLOTHES
bathroom	PLACES
PT	PLACES
OT	PLACES
Speech therapy	PLACES
park	PLACES
mall	PLACES
where	PLACES
bedroom	PLACES
pool	PLACES
church	PLACES
home	PLACES
living room	PLACES
outside	PLACES
town	PLACES
school	PLACES
kitchen	PLACES
library	PLACES
McDonald's	PLACES
movies	PLACES
JANUARY	TIME TO LEARN
FEBRUARY	TIME TO LEARN
MARCH	TIME TO LEARN
APRIL	TIME TO LEARN
MAY	TIME TO LEARN
JUNE	TIME TO LEARN
JULY	TIME TO LEARN
AUGUST	TIME TO LEARN
SEPTEMBER	TIME TO LEARN
OCTOBER	TIME TO LEARN
NOVEMBER	TIME TO LEARN
DECEMBER	TIME TO LEARN
January	JANUARY
Happy New Year	JANUARY
winter	JANUARY
cold	JANUARY
snow	JANUARY
New Year's Day	JANUARY
Martin L. King	JANUARY
Chinese New Year	JANUARY
holiday	JANUARY
January 1	JANUARY
February	FEBRUARY
winter	FEBRUARY

Groundhog's Day	FEBRUARY
shadow	FEBRUARY
leap year	FEBRUARY
Valentine's Day	FEBRUARY
card	FEBRUARY
candy	FEBRUARY
President's Day	FEBRUARY
Abe Lincoln	FEBRUARY
G. Washington	FEBRUARY
March	MARCH
St. Patrick's Day	MARCH
spring	MARCH
windy	MARCH
lamb	MARCH
lion	MARCH
Easter	MARCH
Easter egg	MARCH
Easter Bunny	MARCH
chocolate	MARCH
April	APRIL
spring	APRIL
flowers	APRIL
Passover	APRIL
matzo	APRIL
May	MAY
spring	MAY
flowers	MAY
card	MAY
Mother's Day	MAY
present	MAY
Memorial Day	MAY
soldier	MAY
flag	MAY
parade	MAY
May Day	MAY
June	JUNE
summer	JUNE
Fathers Day	JUNE
present	JUNE
card	JUNE
Flag Day	JUNE
graduation	JUNE
diploma	JUNE
congratulations	JUNE
party	JUNE
July	JULY
summer	JULY
hot	JULY

July 4 th	JULY
picnic	JULY
fireworks	JULY
beach	JULY
sand	JULY
sun	JULY
sunburn	JULY
lotion	JULY
towel	JULY
beach ball	JULY
beach chair	JULY
August	AUGUST
summer	AUGUST
hot	AUGUST
hot dog	AUGUST
hamburger	AUGUST
picnic	AUGUST
marshmallow	AUGUST
camp	AUGUST
bug spray	AUGUST
cabin	AUGUST
bug	AUGUST
boating	AUGUST
fishing	AUGUST
hiking	AUGUST
September	SEPTEMBER
fall	SEPTEMBER
leaves	SEPTEMBER
apples	SEPTEMBER
school	SEPTEMBER
Rosh Hassanah	SEPTEMBER
Yom Kippur	SEPTEMBER
October	OCTOBER
fall	OCTOBER
leaves	OCTOBER
Halloween	OCTOBER
costume	OCTOBER
pumpkin	OCTOBER
Jack-O-Lantern	OCTOBER
haunted house	OCTOBER
ghost	OCTOBER
witch	OCTOBER
C. Columbus	OCTOBER
America	OCTOBER
discover	OCTOBER
ship	OCTOBER
November	NOVEMBER
fall	NOVEMBER
Thanksgiving	NOVEMBER

pilgrim	NOVEMBER
Indian	NOVEMBER
turkey	NOVEMBER
cranberry	NOVEMBER
pumpkin	NOVEMBER
corn	NOVEMBER
election	NOVEMBER
vote	NOVEMBER
debate	NOVEMBER
speech	NOVEMBER
President	NOVEMBER
governor	NOVEMBER
mayor	NOVEMBER
December	DECEMBER
winter	DECEMBER
snow	DECEMBER
Christmas	DECEMBER
Baby Jesus	DECEMBER
Mary	DECEMBER
Chanukah	DECEMBER
latke	DECEMBER
dreidel	DECEMBER
menorah	DECEMBER
Santa	DECEMBER

presents	DECEMBER
Christmas tree	DECEMBER
reindeer	DECEMBER
I	COMMON CORE
he	COMMON CORE
she	COMMON CORE
it	COMMON CORE
you	COMMON CORE
what	COMMON CORE
more	COMMON CORE
different	COMMON CORE
go	COMMON CORE
want	COMMON CORE
make	COMMON CORE
stop	COMMON CORE
look	COMMON CORE
like	COMMON CORE
don't	COMMON CORE
this	COMMON CORE
that	COMMON CORE
in	COMMON CORE
out	COMMON CORE

Gateway 20 - Teen Alpha Sort

a	LITTLE WORDS
Abe Lincoln	FEBRUARY
afraid	DESCRIBE
afternoon	TIME
America	OCTOBER
and	LITTLE WORDS
apples	SEPTEMBER
APRIL	TIME TO LEARN
April	APRIL
ask	ASK+
ask+	THINGS I DO
AUGUST	TIME TO LEARN
August	AUGUST
aunt	FAMILY
baby	FAMILY
Baby Jesus	DECEMBER
backpack	CLOTHES
baking	COOKING+
bathing suit	CLOTHES
bathroom	PLACES
beach	JULY
beach ball	JULY
beach chair	JULY
bed	THINGS
bedroom	PLACES
behind	LITTLE WORDS
between	LITTLE WORDS
big	DESCRIBE
black	COLORS
blue	COLORS
boating	AUGUST
book	THINGS
boy	PEOPLE
bracelet	CLOTHES
bring	COME+
brother	FAMILY
brown	COLORS
bug	AUGUST
bug spray	AUGUST
burger	FOODS
bus	THINGS
buy	THINGS I DO
C. Columbus	OCTOBER
cabin	AUGUST
call	CALL+
call+	THINGS I DO
camp	AUGUST
can	THINGS I DO
candy	FEBRUARY
car	THINGS
card	FEBRUARY

card	MAY
card	JUNE
cell phone	THINGS
cereal	FOODS
chair	THINGS
Chanukah	DECEMBER
chicken nuggets	FOODS
Chinese New Year	JANUARY
chips	FOODS
chocolate	MARCH
Christmas	DECEMBER
Christmas tree	DECEMBER
church	PLACES
clean	MORE DESCRIBE
CLOTHES	THINGS
cold	MORE DESCRIBE
cold	JANUARY
coloring	COLORING+
coloring+	THINGS I DO
COLORS	DESCRIBE
come	COME+
come+	THINGS I DO
computer	THINGS
congratulations	JUNE
cookie	FOODS
cooking	COOKING+
cooking+	THINGS I DO
corn	NOVEMBER
costume	CLOTHES
costume	OCTOBER
cranberry	NOVEMBER
crispy	MORE DESCRIBE
cup	THINGS
dad	FAMILY
dark	COLORS
day	TIME
debate	NOVEMBER
DECEMBER	TIME TO LEARN
December	DECEMBER
DESCRIBE	MAIN
different	DESCRIBE
different	COMMON CORE
diploma	JUNE
dirty	MORE DESCRIBE
discover	OCTOBER
doctor	PEOPLE
don't	MAIN
don't	COMMON CORE
donut	FOODS
down	LITTLE WORDS
drawing	COLORING+

dreidel	DECEMBER
dress	CLOTHES
drink	MAIN
driving	RIDING+
Easter	MARCH
Easter Bunny	MARCH
Easter egg	MARCH
eat	MAIN
egg	FOODS
election	NOVEMBER
fall	SEPTEMBER
fall	OCTOBER
fall	NOVEMBER
FAMILY	PEOPLE
fast	DESCRIBE
Fathers Day	JUNE
FEBRUARY	TIME TO LEARN
February	FEBRUARY
fireman	PEOPLE
fireworks	JULY
fish	FOODS
fishing	AUGUST
flag	MAY
Flag Day	JUNE
flowers	APRIL
flowers	MAY
flying	RIDING+
FOODS	THINGS
French fires	FOODS
Friday	TIME
friend	PEOPLE
from	LITTLE WORDS
frozen	MORE DESCRIBE
fruit	FOODS
funny	DESCRIBE
G. Washington	FEBRUARY
get	GET+
get+	THINGS I DO
ghost	OCTOBER
girl	PEOPLE
give	GET+
give	THINGS I DO
glasses	CLOTHES
gloves	CLOTHES
go	MAIN
go	COME+
go	COMMON CORE
got	GET+
governor	NOVEMBER
graduation	JUNE
grandfather	FAMILY
grandmom	FAMILY
green	COLORS

Groundhog's Day	FEBRUARY
Halloween	OCTOBER
hamburger	AUGUST
happy	DESCRIBE
Happy New Year	JANUARY
hard	MORE DESCRIBE
hat	CLOTHES
haunted house	OCTOBER
have	MAIN
have	GET+
he	PEOPLE
he	COMMON CORE
help	THINGS I DO
her	PEOPLE
high	MORE DESCRIBE
hiking	AUGUST
him	PEOPLE
holiday	JANUARY
home	PLACES
hot	MORE DESCRIBE
hot	JULY
hot	AUGUST
hot dog	AUGUST
hug	LIKE+
hungry	MORE DESCRIBE
hurt	DESCRIBE
I	MAIN
I	COMMON CORE
in	LITTLE WORDS
in	COMMON CORE
in front	LITTLE WORDS
Indian	NOVEMBER
iPad	THINGS
it	PEOPLE
it	COMMON CORE
Jack-O-Lantern	OCTOBER
jacket	CLOTHES
JANUARY	TIME TO LEARN
January	JANUARY
January 1	JANUARY
juice	FOODS
JULY	TIME TO LEARN
July	JULY
July 4 th	JULY
jumping	WALKING+
JUNE	TIME TO LEARN
June	JUNE
kitchen	PLACES
lamb	MARCH
latke	DECEMBER
leap year	FEBRUARY
leaves	SEPTEMBER
leaves	OCTOBER

library	PLACES
light	COLORS
like	LIKE+
like	COMMON CORE
like+	THINGS I DO
lion	MARCH
little	DESCRIBE
LITTLE WORDS	MAIN
living room	PLACES
long	MORE DESCRIBE
look	SEE+
look	COMMON CORE
lotion	JULY
love	LIKE+
low	MORE DESCRIBE
mad	DESCRIBE
make	MAIN
make	THINGS I DO
make	COMMON CORE
mall	PLACES
man	PEOPLE
MARCH	TIME TO LEARN
March	MARCH
marshmallow	AUGUST
Martin L. King	JANUARY
Mary	DECEMBER
matzo	APRIL
MAY	TIME TO LEARN
May	MAY
May Day	MAY
mayor	NOVEMBER
McDonald's	PLACES
Me	FAMILY – ME+
Memorial Day	MAY
menorah	DECEMBER
milk	FOODS
mine	FAMILY – ME+
mixing	COOKING+
mom	FAMILY
Monday	TIME
money	THINGS
month	TIME
more	COMMON CORE
MORE DESCRIBE	DESCRIBE
morning	TIME
Mother's Day	MAY
movies	PLACES
my	FAMILY – ME+
MY THEMES	MAIN
napkin	THINGS
new	MORE DESCRIBE
New Year's Day	JANUARY
night	TIME

NOVEMBER	TIME TO LEARN
November	NOVEMBER
OCTOBER	TIME TO LEARN
October	OCTOBER
off	LITTLE WORDS
old	MORE DESCRIBE
on	LITTLE WORDS
orange	COLORS
OT	PLACES
out	COMMON CORE
outside	PLACES
painting	COLORING+
pajama	CLOTHES
pancake	FOODS
pants	CLOTHES
parade	MAY
park	PLACES
party	THINGS
party	JUNE
Passover	APRIL
pasta	FOODS
pencil	THINGS
PEOPLE	MAIN
pet	THINGS
picnic	JULY
picnic	AUGUST
pilgrim	NOVEMBER
pink	COLORS
PLACES	MAIN
play	MAIN
policeman	PEOPLE
pool	PLACES
pouring	COOKING+
present	THINGS
present	MAY
present	JUNE
presents	DECEMBER
President	NOVEMBER
President's Day	FEBRUARY
pretty	DESCRIBE
PT	PLACES
pumpkin	OCTOBER
pumpkin	NOVEMBER
purple	COLORS
rectangle	COLORS
red	COLORS
reindeer	DECEMBER
riding	RIDING+
riding+	THINGS I DO
right	MORE DESCRIBE
Rosh Hassanah	SEPTEMBER
round	COLORS
running	WALKING+

sad	DESCRIBE
same	DESCRIBE
sand	JULY
sandals	CLOTHES
sandwich	FOODS
Santa	DECEMBER
Saturday	TIME
say	CALL+
school	PLACES
school	SEPTEMBER
see	SEE+
see+	RIDING+
SEPPTEMBER	TIME TO LEARN
September	SEPTEMBER
shadow	FEBRUARY
she	PEOPLE
she	COMMON CORE
ship	OCTOBER
shirt	CLOTHES
shoes	CLOTHES
short	MORE DESCRIBE
sick	DESCRIBE
silly	DESCRIBE
sing	CALL+
sister	FAMILY
skipping	WALKING+
sleep	THINGS I DO
slipper	CLOTHES
slow	DESCRIBE
snow	JANUARY
snow	DECEMBER
sock	CLOTHES
socks	CLOTHES
soda	FOODS
soft	MORE DESCRIBE
soldier	MAY
sparkle	COLORS
speech	NOVEMBER
Speech therapy	PLACES
spoon	THINGS
spring	MARCH
spring	APRIL
spring	MAY
sprinkles	COLORS
square	COLORS
St. Patrick's Day	MARCH
star	COLORS
stop	COMMON CORE
summer	JUNE
summer	JULY
summer	AUGUST
sun	JULY
sunburn	JULY

Sunday	TIME
sweater	CLOTHES
swim	THINGS I DO
talk	CALL+
teacher	PEOPLE
tell	ASK+
Thanksgiving	NOVEMBER
that	LITTLE WORDS
that	COMMON CORE
the	LITTLE WORDS
therapist	PEOPLE
they	PEOPLE
THINGS	MAIN
THINGS I DO	MAIN
thirsty	MORE DESCRIBE
this	LITTLE WORDS
this	COMMON CORE
those	LITTLE WORDS
Thursday	TIME
TIME	DESCRIBE
time	TIME
tired	MORE DESCRIBE
to	LITTLE WORDS
today	TIME
tomorrow	TIME
towel	JULY
town	PLACES
triangle	COLORS
Tuesday	TIME
turkey	NOVEMBER
ugly	DESCRIBE
uncle	FAMILY
under	LITTLE WORDS
underpants	CLOTHES
undershirt	CLOTHES
up	LITTLE WORDS
User's name	FAMILY
Valentine's Day	FEBRUARY
vegetable	FOODS
vote	NOVEMBER
walking	WALKING+
walking+	THINGS I DO
want	MAIN
want	COMMON CORE
watch	MAIN
watch	SEE+
water	FOODS
we	PEOPLE
wear	MAIN
Wednesday	TIME
week	TIME
What	THINGS
what	COMMON CORE

when	TIME
where	PLACES
white	COLORS
who	
windy	MARCH
winter	JANUARY
winter	FEBRUARY
winter	DECEMBER
witch	OCTOBER
with	LITTLE WORDS
woman	PEOPLE

working	THINGS I DO
writing	COLORING+
wrong	MORE DESCRIBE
year	TIME
yellow	COLORS
yesterday	TIME
yogurt	FOODS
Yom Kippur	SEPTEMBER
you	MAIN
you	COMMON CORE