



Word Power®

Use this manual to learn basic concepts and language patterns that appear throughout the WordPower vocabularies. Sentences are included to help you and your clients practice talking with the software.

*Word-based Vocabularies for
TouchChat, NovaChat & ChatFusion
AAC Devices*



Copyright © 2019
Nancy L. Inman, M.A.T., CCC-SLP
Speech-Language Pathologist

Acknowledgments

Special thanks in completion of this manual and written support to Rena Carney, Meghan Conover and Lisa Timm.

Nancy L. Inman

Table of Contents

<i>Welcome to WordPower</i>	5
<i>What is WordPower?</i>	8
<i>Overlay Design</i>	9
<u><i>WordPower20 Simply</i></u>	10
<u><i>WordPower25 Touch & Scan</i></u>	14
<u><i>WordPower42, WordPower48, WordPower60, WordPower108</i></u>	18
<u><i>WordPower42 Basic & WordPower60 Basic</i></u>	23
<u><i>WordPower80, WordPower108 with Keyboard</i></u>	29
<u><i>WordPower140 Scan & Touch</i></u>	34
<u><i>WordPower48 Español</i></u>	41
<u><i>WordPower48 Español Básico</i></u>	53
<u><i>WordPower60 Español Básico</i></u>	64
<u><i>WordPower60 Español Básico Comparison Doc</i></u>	76

Fourteen WordPower Vocabulary Files:

Currently there are 14 WordPower vocabularies, which have been developed for a variety of clients, ages, and needs. They range from simple to complex, while maintaining consistency architecture and design. There are three Spanish files, and two vocabularies arranged for switch scanners, WordPower25 Touch & Scan & WordPower140 Scan & Touch.

English

WordPower20 Simply
 WordPower25 Touch & Scan
 WordPower42
 WordPower42 Basic
 WordPower48

WordPower60
 WordPower60 Basic
 WordPower80
 WordPower108
 WordPower108 with Keyboard

Español

WordPower48 Español
 WordPower48 Español Básico
 WordPower60 Español Básico

11 English WordPower Files



WordPower20 Simply



***WordPower25
Touch & Scan***



WordPower42



WordPower42-Basic



WordPower48



WordPower60



WordPower60-Basic



WordPower80



WordPower108



***WordPower108 w
Keyboard***



***WordPower140
Scan & Touch***

Français

4 Español WordPower Files



WordPower48- Español



WP48- Español Básico



WP60- Español Básico



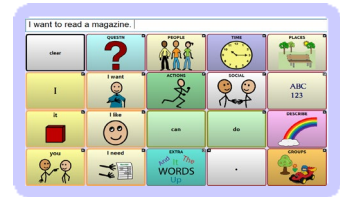
WordPower25- Español

Welcome to **WordPower**

WordPower™ for TouchChat iOS app & Saltillo devices includes the following fourteen vocabularies:

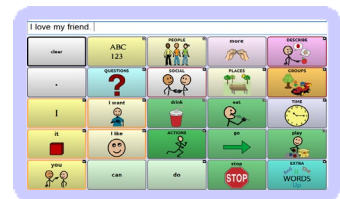
1) **WordPower 20 Simply**

- incorporates carrier phrases with core words for quick and easy language generation



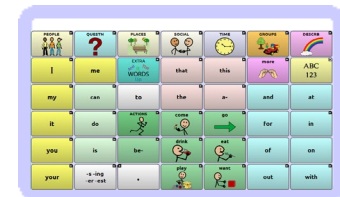
2) **WordPower 25 Touch & Scan**

- designed to be accessible via direct selection as well as scanning for quick and easy language generation. It incorporates carrier phrases with core words that move seamlessly between the main page and related categories. Individuals who need a sophisticated and efficient language system with a minimum number of cells per page will benefit from this robust vocabulary.



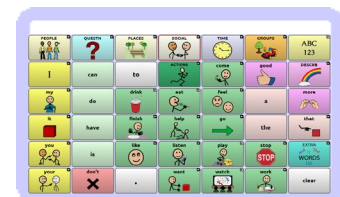
3) **WordPower42**

- word-based vocabulary that allows for easy and intuitive communication. WordPower42 is a generative language system that will be familiar to those using WordPower on other systems, and easy to learn for new users.



4) **WordPower42 Basic**

- a simplified version of WordPower 42. This word-based system remains rich in core vocabulary, and it may be appropriate for beginning users or those that need a more basic vocabulary design. Designed to make communication fast and easy.



5) **WordPower48**

- a modified version of WordPower 42, but it includes an extra column on every page. The extra column includes designated buttons for clear, smart period, delete word, & plural –s. It is a word-based vocabulary, designed to be an easy and intuitive generative language system



6) **WordPower60**

- consists of a robust core vocabulary available on the main page, resulting in fast communication with reduced keystrokes. Word completion and logical next words are used, and the "grammar" function provides morphological endings to verbs, nouns and adjectives. Easy navigation between core vocabulary, category-based pages, and spelling with word prediction.



7) **WordPower60 Basic**

- consists of early language learners in mind, providing ample picture support and novel structures to facilitate expressive language development. Core vocabulary is embedded within category and activity pages, allowing easy generation of language from the main core page as well as within specific topic-based pages. Core words remain consistent in terms of placement and access, providing a natural bridge between core and fringe words. Early literacy is enhanced by providing pages designed to teach language and core through children's books.



8) **WordPower80**

- consists of high frequency core words, spelling and word prediction, all on the main page. It also includes the category-based pages contained in all other versions of the vocabulary. With this setup, the user can use core words in the same sentences without moving to a separate page to spell. This vocabulary is configured to work with a keyguard.



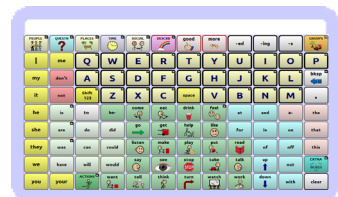
9) **WordPower108**

- consists of a large number of high frequency words on the main page, resulting in fast communication and quick access to core words. Word completion and logical next words are used, and the "grammar" function provides morphological endings to verbs, nouns and adjectives.



10) **WordPower108 with Keyboard**

- consists of high frequency core words, spelling and word prediction. With the keyboard on the main page, one can move seamlessly between words and spelling, thus minimizing keystrokes and the need for navigation. Common core words are embedded within the category pages in order to assist in bridging the gap between core and fringe vocabulary.



11) **WordPower140 Scan & Touch**

- designed with switch scanners in mind, though direct selectors with good vision and motor skills are also appropriate. The large number of cells makes communication fast and easy, with less page navigation required. The keyboard and word prediction cells are available on the main page for easy access. Common core words are embedded within the category pages to assist with bridging the gap between core and fringe vocabulary. Suggested SCAN SETTINGS are outlined on the GROUPS page.



12) **WordPower48- Español**

- meets the communication needs of a wide group of individuals in Spanish speaking cultures. The vocabulary includes easy to access basic communication for beginning communicators, as well as sophisticated language and grammar for individuals with advanced cognitive and linguistic abilities.



13) **WordPower48- Español Básico**

- designed with early language learners in mind, this vocabulary provides ample picture support and novel structures to facilitate expressive language development. Core vocabulary is embedded within the category and activity pages, allowing easy generation of language from the main core page as well as within topic-based pages. Core words remain consistent in terms of placement and access, providing a natural bridge between core and fringe words.



14) **WordPower60- Español Básico**

- vocabulary that is comparable in terms of content and design to English WordPower60 Basic vocabulary. It was designed with early language learners in mind, providing ample picture support and novel structures to facilitate expressive language development. Core vocabulary is embedded within the category and activity pages, allowing easy generation of language from the main core page as well as within topic-based pages. Core words remain consistent in terms of placement and access, providing a natural bridge between core and fringe words. Early literacy is enhanced through the use of pages designed around several popular children’s books. A low-tech communication board is included within the vocabulary file that can be printed as an alternative communication support.



What is WordPower?

WordPower software is an AAC vocabulary design for an augmentative/alternative communication device. *WordPower* combines the features of core vocabulary, spelling and word prediction. The system takes advantage of the fact that while we may have a normal speaking vocabulary of between 10,000 and 40,000 words, a core of just 100 words accounts for approximately 50 percent of words spoken. Kucera and Francis' 1967 study, which analyzed written language samples for word frequency, revealed the following:

- The top 10 words account for 24 percent of written text
- The top 50 words account for 41.2 percent of written text
- The top 100 words account for 48.1 percent of written text

The following is a sample of those frequently occurring words:

I	to	you	the	that	have
a	it	my	and	of	will
in	is	me	on	do	was

Words such as these are repeated over and over throughout our language. *WordPower* uses these 100+ core words in conjunction with spelling and word prediction. Word prediction systems have provided more and more advantages in the last few years including features such as grammatical prediction, frequency, recency, and the ability to easily add words.

WordPower was originally designed for an individual in need of an augmentative communication device based on words. A vocabulary based on pre-stored sentences would not meet his communication needs. Though he could see the advantage of a picture-based system with symbol sequencing, he did not want to learn the complex language coding system. At the same time, he wanted more than a system based on spelling and word prediction. *WordPower* provided him a fast and efficient language, with minimal time and effort required for learning the system.

The core words of *WordPower* are categorized, color-coded and alphabetized for easy access. The main semantic categories include:

Questions	Interjections	Pronouns
Negatives	Helping verbs	Verbs
Articles	Prepositions & conjunctions	Describing words
Indefinite pronouns	Time words	

WordPower Overlay Design

WordPower was originally inspired by a man communicating with the green “Talking Board,” a word and letter based low-tech board (Ghora Khan Groto, Incorporated, 1988). This is a communication board consisting of high frequency words and spelling. The arrangement of the board is consistent with the Fitzgerald Key format and is laid out as follows:

Pronouns/ Articles/ Questions	Verbs	Prepositions/ Conjunctions
Alphabet		Adjectives/ Adverbs

The design of *WordPower* also used the Fitzgerald Key arrangement. The Fitzgerald format follows a left to right linguistic order. Question words and pronouns are positioned on the left of the display, followed by action words, and then descriptors (Fitzgerald, 1954).

The *WordPower* overlay was color coded according to the general guidelines set forth in the Picture Communication Symbols Book that indicated that people and personal pronouns should be coded with yellow, and verbs should be coded in green (Roxanna Mayer-Johnson, 1989).

WordPower is a word-based vocabulary program. Bruce Baker’s innovative work in the 1980’s demonstrated the effectiveness of word-based core vocabulary using grammatical and semantic codes (Bruce Baker, Words Strategy 1988). Baker showed that a generative and fluent language system was possible for the augmented communicator through the encoding of single words and phrases.

The word list used to construct the *WordPower* overlay was derived from a study completed in 1984 which looked at the five hundred most frequently occurring words in the language as produced by five adult AAC users (Beukelman, D., Yorkston, K., Poblete, M., and Naranjo, C. 1984).

With these practices in mind, the *WordPower* overlay was designed. The QWERTY keyboard was positioned at the top of the board so as to provide close proximity between the spelling board and the word prediction keys. The *WordPower* word list was then categorized, color-coded and alphabetized in order to facilitate efficiency and ease in locating the items.



WordPower20 Simply

Vocabulary Tutorial

[Return to WordPower Table of Contents](#)

WordPower20 Simply



Let's get to know the WordPower vocabulary design

1) Category Links



***Take time to explore the categories accessed by these linking keys*

- a – ABC 123 Access to spelling and numbers, **Find a Word** and **EMOJIS**.
- b - PEOPLE A page set up to be customized with names of friends and family.
Link to **SCHOOL PEOPLE**.
- c - QUESTIONS Question words. Words often lead to word completion options or logical next words.
A smart “?” or smart “!” will add punctuation and speak a sentence.
- d– ACTIONS Verbs programmed in alphabetical order.
- e – SOCIAL Greetings, interjections, personal information, social questions, **TEXTING**.
- f – PLACES Common places programmed by subcategories of **home, outside, school & buildings**.
- g – TIME Time related words. “Today is...” etc. opens a set up pages for telling the date.
- h – DESCRIBE Describing words, alphabetized and coded by opposites.
Includes **COLORS** and access to A to Z link of adjectives.
- i – EXTRA WDS Extra high frequency words. Morphological endings -ed/-ing/-s/-er/-est. Indefinite pronouns.
- j – GROUPS A page of semantic categories, etc.

SCHOOL – find links to: CALENDAR TIME, TEST ANSWERS,
CLASSES, SCHEDULE, MATH, PHONICS

DEVICE TOOLS & FUN – accessed from the second page of GROUPS

- JOKES
- VIDEOS
- PHOTOS
- NEWS
- VISUAL SCENES
- STORIES & SCRIPTS

2) *Practice Sentences*

I want to eat yogurt and fruit snacks.	I need more medicine.
I love to eat at Taco Bell and Pizza Hut.	I don't need help (TIME) today.
Do you like to eat pizza with pepperoni?	I will watch TV.
Do you want to eat pudding?	I feel really good.
I want to drink tea and a milkshake.	(PEOPLE) He feels really sad.
I want to drink soda.	I want to see (PEOPLE) my dad.
I want to go to the pool.	I want more.
I want to go to the mall.	Do you want more?
I want to go to (RESTAURANT) Burger King.	I love you.
I need to go to (STORES) Target and Best Buy.	I like it.
I want to listen to country music and rap.	(QUESTIONS) Why don't you come to my house?
I want to play with Legos.	(QUESTIONS) <u>What will we do</u> today/later on?
Do you want to play with me?	(QUESTIONS) <u>How much is it</u> ?
I am playing with my iPad.	I am (DESCRIBE) really tired (TIME) today.
I want to play (SPORTS) Wii bowling.	I want to (FAVORITE THINGS) <u>jump on the trampoline</u> and <u>ride horses</u> and <u>go swimming</u> .
I want to read a book.	I want to (ACTIONS A-Z + "k") kiss you.
I want to watch Disney Channel & YouTube.	You are (DESCRIBE → A-Z + "a") amazing!
I like to listen to the radio.	

- Several of the core verbs have been programmed to link directly to related categories:

eat drink play go feel read listen watch hurt

Try out these sentences:

- I will **eat** chips and crackers.
- I love to **eat** pizza with veggies and cheese.
- I like to **drink** lemonade and soda.
- Do you want to **play** (SPORTS) baseball?
- I want to **go** to the (→) zoo.
- I am **feeling** really tired.
- I want to **read** a magazine.
- I like to **listen** to (→) piano and guitar.
- Can I **watch** a movie?

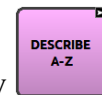
3) *Verbs –take a closer look*

In addition to core verbs, and verbs accessed on the ACTIONS pages, less frequently used verbs can be accessed by selecting the ACTIONS A-Z key on the ACTIONS page.



4) *Describing Words –take a closer look*

The first page of DESCRIBING words consists primarily of “feeling words.” That page also provides a link to COLORS. DESCRIBE A-Z also provides access to less frequently used adjectives.



[Return to WordPower Table of Contents](#)



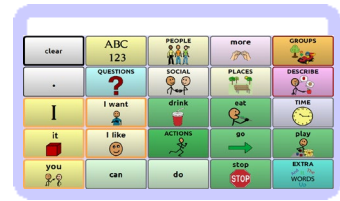
WordPower25 Touch & Scan

Vocabulary Tutorial

[Return to WordPower Table of Contents](#)

WordPower25 Touch& Scan Vocabulary Tutorial

Let's get to know the WordPower vocabulary design



1) Category Links




**Take time to explore the categories accessed by these linking keys

- a – ABC 123 Access to spelling and numbers, EMOJIS, **Save Document**, **Find a Word** feature.
- b - PEOPLE A page set up to be customized with names of friends and family.
Link to SCHOOL PEOPLE and JOBS.
- c – DESCRIBE Describing words, alphabetized and coded by opposites.
Includes COLORS and access to A to Z link of adjectives.
- d - QUESTIONS Question words. Words often lead to word completion options or logical next words.
A smart “?” or smart “!” will add punctuation and speak a sentence.
- e – SOCIAL Greetings, interjections, personal information, social questions, **TEXTING**.
- f – PLACES Common places programmed by subcategories of **buildings**, **home**, **outside**, and **school**.
- g – TIME Time related words. “Today is...” etc. opens a set up pages for telling the date.
- h – ACTIONS Verbs programmed in alphabetical order.
The QWERTY keyboard opens up pages of actions categorized by initial letter.
- i – EXTRA WDS Extra high frequency words.
- j – GROUPS A page of semantic categories, etc.
SCHOOL – find links to: CALENDAR TIME, TEST ANSWERS,
CLASSES, ACTIVITIES, NUMBERS, PHONICS
DEVICE TOOLS & FUN – accessed from the second page of GROUPS
 - JOKES
 - VIDEOS
 - PHOTOS
 - NEWS
 - VISUAL SCENES
 - STORIES & SCRIPTS
 - VOICE ASSIST – (Hey Siri, Amazon Alexa)

Practice Sentences

I want to drink chocolate milk.

I want to drink a glass of water  with ice please.



I like to listen to YouTube music.

I like to listen to my radio.

Do you like playing with blocks?

Do you want to play with me?

Can I read a book to you?

I want to read a book about   pets.

You are doing a good job.

I am finished (**EXTRA WORDS**) with that.

I am feeling really great.

I feel really proud of you.

I am (**EXTRA WORDS**) all done.

It is (**EXTRA WORDS**) all gone.

I need my medicine (**SOCIAL**) please.

I need to use the bathroom.

I am going outside.

I am going to the beach.

I am going to (**ACTIONS**) read a book.

I want to watch TV please.

I love to watch cartoons.

(**QUESTIONS**) What do you want to do?

(**QUESTIONS**) What does she like to do?


(**QUESTIONS**) Are you ready to go?

(**QUESTIONS**) When is she going to the pool?

I want more (**SOCIAL**) please.

Can I have more?

I am ready to go.

I  hurt my arm.

(**PEOPLE**) My turn.

(**PEOPLE**) My favorite color is pink.

I will get dressed (**ACTIONS**) to go with you.

I will be ready to go with you (**EXTRA WDS**) in a little while.

I do not like that!

I can't go for a walk.

I have a lot of work (**ACTIONS**) to do.


I need a little bit of medicine.

I need to take a break.

I like to (**FAV THINGS**) ride my bike and go swimming.

Do you want to (**FAV THINGS**) go shopping?

(**ACTIONS**) Take a picture; a shower; a walk; a ride.

I want to  take a ride (**EXTRA WDS**) with you.

ANIMALS > PETS

I want to pet the cat.

I am ready to walk my dog.

I have 1 goldfish and 2 hamsters.

I like walking my dogs.

I love my pets.

I walked the dogs.

ART

I want to draw a picture of you.

I am painting a picture for (**PEOPLE**) him.

I will cut the paper and paint a picture for you.

I want a yellow crayon.

It is my paintbrush.

BODY

I hurt my arm.

My ear hurts.

I dance with my legs and I taste with my mouth.

Something hurts – it's my throat.

Please rub my head.

DRINKS

I would like a soda please.

I want to drink a cup of tea.

I would like a glass of lemonade.

More juice please.

I want more apple juice please.

FOOD

I want to eat pizza with cheese and pepperoni please.

I want to eat lunch please.

I like eating at Taco Bell.

I am ready to eat my cookies.

I want to eat with my **(PEOPLE)** friends.

I would like to eat crackers and cheese please.

READING

I want to read a book.

I want you to read a story to me.

I like reading my email.

I want to read a book about **(GROUPS > NATURE)** mountains.

I am ready to read my text.

TV/ MOVIES

I love watching cartoons.

Change the channel please

I like watching cooking shows.

I want YouTube please.

I am ready to watch a movie.

MUSIC

I like listening to Spotify.

I am listening to the concert.

I am ready to listen to the music video.

(MUSICAL INSTRUMENTS) I can play the violin and the piano.

(MUSICAL INSTRUMENTS) I want to play my drums.

JOBS

I want to be singer.

I am going to be a coach.

He is firefighter.

I will be a dentist.

I need a doctor.

HYGIENE

I need to take a bath.

I need to brush my teeth.

I need my comb please.

I need my toothbrush and toothpaste.

I need a shower.

Try these sentences starting within a category. Notice that the same motor pattern is used whether speaking the sentence from the main page or from within the category.

WordPower42 Basic	WordPower60 Basic
<p>SHAPES/ - I want a red.</p> <p>COLORS My favorite color is purple.</p> <p>I love orange.</p> <p>I don't have blue.</p> <p>PETS - I want my dog.</p> <p>I love birds.</p> <p>My favorite pet is a gerbil.</p> <p>I have 2 dogs and 1 cat.</p> <p>I see a (COLORS) red bird.</p> <p>ART - I want to color a picture.</p> <p>I like my picture.</p> <p>I love to paint and draw.</p> <p>I need my scissors to cut.</p> <p>BODY - My leg is hurting.</p> <p>My stomach is not hurting.</p> <p>I hurt my finger.</p> <p>(I'm hurting) Something hurts, it's my throat.</p> <p>DRINKS - I would like to order a (SIZE) small soda please.</p> <p>Do you want to drink water?</p> <p>I like to drink hot tea and cream.</p>	<p>COLORS - I want the red please.</p> <p>My favorite color is purple.</p> <p>I really love orange.</p> <p>What color do you want?</p> <p>PETS - I want to feed my dog.</p> <p>Can I pet the cat?</p> <p>She is a (FAMILY) mama rabbit.</p> <p>What is she doing?</p> <p>She is (ACTIONS) flying.</p> <p>ART - I want to color a picture please.</p> <p>That is (DESCRIBE) good.</p> <p>Do you like to paint?</p> <p>She is painting a picture for him.</p> <p>BODY - My leg is hurting.</p> <p>No my stomach is not hurting.</p> <p>I hurt my finger.</p> <p>(I'm hurting) Something hurts, it's my throat.</p> <p>DRINKS - I would like to order a small soda please.</p> <p>Do you want to drink water?</p> <p>I like to drink hot tea with cream.</p>

<p>I drank more chocolate milk.</p> <p>I want to drink more apple juice.</p> <p>FOOD - I want to eat pizza with cheese and pepperoni please.</p> <p>I love chips with salsa.</p> <p>I want to eat at Taco Bell.</p> <p>My favorite snack is cookies.</p> <p>READING - I want to read it again.</p> <p>I like to read stories about ____.</p> <p>I don't like to read comics.</p> <p>I wanted to read it to you.</p> <p>TV/ I love to watch cartoons.</p> <p>MOVIES My favorite is PBS Kids.</p> <p>Change the channel please.</p> <p>I am not watching a movie.</p> <p>I watched Disney and Elmo.</p>	<p>I drank more chocolate milk.</p> <p>She can not drink iced tea.</p> <p>FOOD - I want to eat pizza with cheese and pepperoni please.</p> <p>Do you like chips with salsa?</p> <p>I want to eat lunch at Taco Bell.</p> <p>What is your favorite snack?</p> <p>READING - I want to read that book again.</p> <p>I like to read stories about ____.</p> <p>Do you want to read to me?</p> <p>What are you reading?</p> <p>TV/ I really love to watch cartoons.</p> <p>MOVIES PBS is my favorite TV show.</p> <p>Change the channel please.</p> <p>Do you want to watch TV with me?</p> <p>What do you like to watch?</p>
---	--

Several of the core verbs have been programmed to link directly to related categories:

eat drink play go feel read listen watch hurt

Try out these sentences:

- I will **eat** chips and pretzels.
- I love **eating** pizza with veggies and cheese.
- I like to **drink** orange juice and tea.
- Do you want to **play** baseball? *(Select the SPORTS category on the TOYS page.)*
- I want to **go** to the zoo.

- I am **feeling** very tired.
- I want you to **read** a story to me.
- I like to **listen** to piano and guitar. *(Select INSTRUMENTS on the MUSIC page)*
- Can I **watch** a movie?

2) Verbs –take a closer look

In addition to core verbs, and verbs accessed on the ACTIONS pages, less frequently used verbs can be accessed by selecting the ACTIONS A-Z key on the ACTIONS page.



3) Describing Words –take a closer look

The first page of DESCRIBING words consists primarily of “feeling words.” That page also provides a link to COLORS. DESCRIBE A-Z also provides access to less frequently used adjectives.



4) Scan Settings

Here are some suggested SCAN SETTINGS if you are accessing this vocabulary via scanning on a **Chat Fusion** or **NOVA chat** device.

Scan Settings for NOVA chat & Chat Fusion - INPUT (good place to start for single switch scanners)			
Timing -	Enable Clear SDB (X) - ON ✓	Scanning - ON ✓	
Acceptance Time - OFF <input type="checkbox"/>		Switch Access -	Patterns -
Release Time - OFF <input type="checkbox"/>		Switch Config - 1 Switch <input type="checkbox"/>	***Mode - Row/Column
***Activate on Release - OFF ✓		Auto Scan - ON ✓	Scan Optimization - OFF <input type="checkbox"/>
			Scan SDB - ON ✓
			Scan Clear Button - ON ✓
			Scan Notifications - ON ✓
			Skip Empty Areas - ON ✓

[Return to WordPower Table of Contents](#)



WordPower42



WordPower48



WordPower60




WordPower108



[Return to WordPower Table of Contents](#)

Let's get to know the WordPower vocabulary design

1) Category Links



***Take time to explore the categories accessed by these linking keys*

- a – ABC 123 Access to spelling and numbers, **Find Word, SAVE DOCUMENT, (Shift) EMOJIS, BEGINNING KEYBOARD & NUMBERS.**
- b - PEOPLE A page set up to be customized with names of friends and family.
Link to **SCHOOL PEOPLE** and **JOBS.**
- c - QUESTIONS Question words. Words often lead to word completion options or logical next words.
A smart “?” or smart “!” will add punctuation and speak a sentence.
- d – ACTIONS Verbs programmed in alphabetical order.
ACTIONS A-Z opens up pages of actions categorized by initial letter.
- e – SOCIAL Greetings, interjections, social language, **PERSONAL INFO/QUESTNS, TEXTING.**
- f – PLACES Common places programmed by subcategories of **buildings, home, outside, and school.**
Links to **GEOGRAPHY, RESTAURANTS, STORES.**
- c – DESCRIBE Describing words, alphabetized and coded by opposites.
Includes **COLORS** and access to A to Z link of adjectives.
- g – TIME Time related words. “Today is...” etc. opens a set up pages for telling the date.
Link to a page to **TELL TIME.**
- i – EXTRA WDS Extra high frequency words. Links to indefinite pronouns.
- j – GROUPS A page of semantic categories, etc.

SCHOOL – find links to: **CALENDAR TIME & TEST ANSWERS**

DEVICE TOOLS & FUN – accessed from the second page of GROUPS

- JOKES
- VIDEOS
- PHOTOS
- NEWS
- VISUAL SCENES
- STORIES & SCRIPTS
- VOICE ASSIST – (Hey Siri, Amazon Alexa)

****LITERACY SUPPORTS**

- Save written text from Message Window using “**SAVE DOCUMENT**” feature (Spelling page) and/or the “**STORIES & SCRIPTS**” feature (GROUPS > STORIES & SCRIPTS pages)
- STORY CONCEPTS and CHARACTER TRAITS available for WordPower60 and WordPower108. These concepts are part of the Common Core curriculum requirements used by many school districts.
- Easy access to texting & sharing text (SOCIAL page and Speech Display Bar)
- Multiple keyboard options for access and preference
- Phonics pages (GROUPS > PHONICS)

2) Practice Sentences

I like that.
I want to go out to eat with you.
I don't think I need that.
It is my turn.
I want you to come over to play.
I like it a lot.
I am done with that.
I can't do it.
I can do it myself.
That is a lot of work.
Go away.
Do you want to go for a walk?
Do you think it will work?
I want you to come over!
It is my favorite color.
My favorite color is green.
My favorite colors are blue and yellow.
You are doing a **(DESCRIBE)** really good job.
Do you want to listen to music?
I love to listen to music.
I am going outside. **(PLACES)** or double hit on "out")
I am going to the **(PLACES)** beach.
I am going to the **(PLACES)** movie.
I am going to watch TV.
I have to see a lot of **(PEOPLE)** people **(TIME)** today.
I feel really great.
I feel really proud of you.
I feel so happy.
I felt very happy **(TIME)** yesterday.
I don't have **(TIME)** time to see you **(TIME)** today.
I am done with that.
I love you **(PEOPLE)** mom.
(PEOPLE) She doesn't want to take a bath.
I want to **(FAVORITE THINGS)** play on the computer and ride horses.

(QUESTNS) What color do you want?
(QUESTNS) What are you going to do **(TIME)** today?
(QUESTNS) What happened to your **(PEOPLE)** friend?
(QUESTNS) What is your favorite color?
(QUESTNS) When will you come over to see me?
(QUESTNS) How many do you need?
(QUESTNS) When do you want to go outside?
I will take a shower in a little while.
I want you to **(ACTIONS)** turn the page.
I have been thinking **(a-)** about you a lot.
(PEOPLE) She likes to drink milk.
Can I drink more juice?
I want to drink soda **(SOCIAL)** please.
I love to eat **(FOOD)** peanut butter and crackers.
I think I want to eat **(FOOD)** pizza with cheese and veggies.
Do you like to play with **(TOYS)** blocks?
I would love to play with you.
I love to play with my **(TOYS)** iPad.
Do you want to **(MORE)** ride a horse/horses?
I like to **(MORE)** read **(READING)** comics and magazines.
I want to **(MORE)** read **(READING)** a book about **(GROUPS ANIMALS)** pets.
I am ready to go away.
I want to watch **(TV/ MOVIES)** Discovery Channel.
I need help.
I need my medicine **(SOCIAL)** please.
I need to come back to see you.
I need to use the bathroom.
Do you need to take a shower?
Do you need to take a break?
(EXTRA) Somebody else can do it.

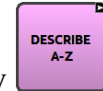
3) *Verbs –take a closer look*

In addition to core verbs, and verbs accessed on the ACTIONS pages, less frequently used verbs can be accessed by selecting the ACTIONS A-Z key on the ACTIONS page.



4) *Describing Words –take a closer look*

The first page of DESCRIBING words consists primarily of “feeling words.” That page also provides a link to COLORS. DESCRIBE A-Z also provides access to less frequently used adjectives.



[Return to WordPower Table of Contents](#)




WordPower42 Basic & WordPower60 Basic



[Return to WordPower Table of Contents](#)

Let's get to know the WordPower vocabulary design

1) Category Links



***Take time to explore the categories accessed by these linking keys*


- a – ABC 123 Access to spelling and numbers, **Find Word**, **SAVE DOCUMENT**, (Shift) **EMOJIS**
- b - PEOPLE A page set up to be customized with names of friends and family.
Link to **SCHOOL PEOPLE** and **JOBS**.
- c - QUESTIONS Question words. Words often lead to word completion options or logical next words.
A smart “?” or smart “!” will add punctuation and speak a sentence.
- d – ACTIONS Verbs programmed in alphabetical order.
ACTIONS A-Z opens up pages of actions categorized by initial letter.
- e – SOCIAL Greetings, interjections, social language, **PERSONAL INFO/QUESTNS**, **TEXTING**.
- f – PLACES Common places programmed by subcategories of **buildings**, **home**, **outside**, and **school**.
Links to **GEOGRAPHY**, **RESTAURANTS**, **STORES**.
- c – DESCRIBE Describing words, alphabetized and coded by opposites.
Includes **COLORS** and access to A to Z link of adjectives.
- g – TIME Time related words. “Today is...” etc. opens a set up pages for telling the date.
Link to a page to **TELL TIME**.
- i – EXTRA WDS Extra high frequency words. Links to indefinite pronouns.
- j – GROUPS A page of semantic categories, etc.

SCHOOL – find links to: **CALENDAR TIME & TEST ANSWERS**

DEVICE TOOLS & FUN JOKES

- VIDEOS
- PHOTOS
- NEWS
- VISUAL SCENES
- STORIES & SCRIPTS
- VOICE ASSIST – (Hey Siri, Amazon Alexa)

2) What's special about WordPower42 Basic & WordPower60 Basic??



- a – “YES” and “NO” appear on the main page of WordPower60 Basic
- b – Some of the categories on the main page that are normally programmed to close automatically after one hit, include the option of “Lock Page.”
- c – When “Lock Page” is selected, that page will stay open until the system operator chooses to close the page.
- d – When you choose the “SPELLING” keyboard from the main page, you’ll see that there are links for a “BEGINNING KEYBOARD” that does not include word prediction, as well as a “BEGINNING NUMBERS” page.
- e – Choose the DESCRIBE page. You’ll notice words referring to emotions on one side of the page. The remaining words in this category are organized into opposite pairs:
 - i.e. big-little, right-wrong, fast-slow, etc.
- f – Several high-frequency core verbs link directly to their related categories:
 - “drink, eat, play, read, watch, feel, hurt, and listen.”
- g – There is a low-tech board developed for WP60 Basic within Tools for WordPower category.
- h – Find a link to several EARLY BOOKS and book templates on the READING page.
- i – GROUPS pages (category pages) include some basic core vocabulary words. This organization allows one to generate full sentences from the main core page as well as from within the categories.

**LITERACY SUPPORTS

- Save written text from Message Window using “SAVE DOCUMENT” feature (Spelling page) and/or the “STORIES & SCRIPTS” feature (GROUPS > STORIES & SCRIPTS pages)
- Book pages support 11 Early books & literacy development (GROUPS > READING)
- STORY CONCEPTS and CHARACTER TRAITS available for WordPower60 Basic. These concepts are part of the Common Core curriculum requirements used by many school districts.
 - Easy access to texting & sharing text (SOCIAL page and Speech Display Bar)
 - Multiple keyboard options for access and preference
 - Phonics pages (GROUPS > PHONICS)

3) Practice Sentences

My turn.
I want you to come over.
I like that a lot.
I am finished.
I can not do it.
That is a lot of work.
Go away.
I want you to come over!
I like that.
I like it too.
It is my turn.
It is my favorite color.
My favorite color is orange.
My favorite colors are blue and green.
You are doing a good job.
That is a good idea.
Do you want to listen to music?
I love to listen to music.
I am going (PLACES) outside.
I am going to the (PLACES) beach.
I am going to the (PLACES) movie.
I am going to watch cartoons.
I have to see a lot of (PEOPLE) people (TIME) today.
I feel really great.
I feel really proud of you.
I feel so happy.
I felt very happy (TIME) yesterday.
I don't have (TIME) time to see you (TIME) today.
I am finished.
I love you (PEOPLE) mom.
(PEOPLE) She doesn't want to take a bath.
I want to (FAVORITE THINGS) play on the computer and ride horses.

(QUESTNS) What color do you want?
(QUESTNS) What are you going to do (TIME) today?
(QUESTNS) What happened to your (PEOPLE) friend?
(QUESTNS) What is your favorite color?
(QUESTNS) When will you come over to see me?
(QUESTNS) How many do you need?
I will take a shower in a little while.
I want you to turn the page.
I hurt my foot.
I have not been helping a lot.
(PEOPLE) She likes to drink iced tea and soda.
Can I drink more juice?
I want to drink chocolate milk please.
I love to eat peanut butter with crackers.
I think I want to eat pizza with cheese and veggies.
Do you like to play with blocks?
Do you want to play with me?
I love to play Wii (GROUPS, SPORTS) basketball and football.
Do you want to (MORE) ride a horse?
I love to listen to music.
Can I read a book to you?
I want to read a book about (GROUPS, PETS) pets.
I am ready to go away.
I want to watch Disney Channel.
I need help.
I need my medicine (SOCIAL) please.
I need to come back to see you.
I need to use the bathroom.
Do you need to take a shower?
Do you need to take a break?
(EXTRA) Somebody else can do it.

Try these sentences starting within a category. Notice that the same motor pattern is used whether speaking the sentence from the main page or from within the category.

<i>WordPower42 Basic</i>	<i>WordPower60 Basic</i>
<p>SHAPES/ - I want a red.</p> <p>COLORS My favorite color is purple. I love orange. I don't have blue.</p> <p>PETS - I want my dog. I love birds. My favorite pet is a gerbil. I have 2 dogs and 1 cat. I see a (COLORS) red bird.</p> <p>ART - I want to color a picture. I like my picture. I love to paint and draw. I need my scissors to cut.</p> <p>BODY - My leg is hurting. My stomach is not hurting. I hurt my finger. (I'm hurting) Something hurts, it's my throat.</p> <p>DRINKS - I would like to order a (SIZE) small soda please. Do you want to drink water? I like to drink hot tea and cream. I drank more chocolate milk. I want to drink more apple juice.</p> <p>FOOD - I want to eat pizza with cheese and pepperoni please. I love chips with salsa. I want to eat at Taco Bell. My favorite snack is cookies.</p> <p>READING - I want to read it again. I like to read stories about ____. I don't like to read comics. I wanted to read it to you.</p> <p>TV/ MOVIES I love to watch cartoons. My favorite is PBS Kids. <u>Change the channel please.</u> I am not watching a movie. I watched Disney and Elmo.</p>	<p>COLORS - I want the red please. My favorite color is purple. I really love orange. What color do you want?</p> <p>PETS - I want to feed my dog. Can I pet the cat? She is a (FAMILY) mama rabbit. What is she doing? She is (ACTIONS) flying.</p> <p>ART - I want to color a picture please. That is (DESCRIBE) good. Do you like to paint? She is painting a picture for him.</p> <p>BODY - My leg is hurting. No my stomach is not hurting. I hurt my finger. (I'm hurting) Something hurts, it's my throat.</p> <p>DRINKS - I would like to order a small soda please. Do you want to drink water? I like to drink hot tea with cream. I drank more chocolate milk. She can not drink iced tea.</p> <p>FOOD - I want to eat pizza with cheese and pepperoni please. Do you like chips with salsa? I want to eat lunch at Taco Bell. What is your favorite snack?</p> <p>READING - I want to read that book again. I like to read stories about ____. Do you want to read to me? What are you reading?</p> <p>TV/ MOVIES I really love to watch cartoons. PBS is my favorite TV show. <u>Change the channel please.</u> Do you want to watch TV with me? What do you like to watch?</p>

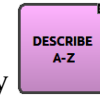
4) *Verbs –take a closer look*

In addition to core verbs, and verbs accessed on the ACTIONS pages, less frequently used verbs can be accessed by selecting the ACTIONS A-Z key on the ACTIONS page.



5) *Describing Words –take a closer look*

The first page of DESCRIBING words consists primarily of “feeling words.” That page also provides a link to COLORS. DESCRIBE A-Z also provides access to less frequently used adjectives.



[Return to WordPower Table of Contents](#)



WordPower80

&



WordPower108 with Keyboard




[Return to WordPower Table of Contents](#)

Let's get to know the WordPower vocabulary design

1) **Spelling** These vocabularies include a QWERTY keyboard on the main page, allowing one to move easily between core vocabulary words, and spelling with word prediction.



2) Category Links



***Take time to explore the categories accessed by these linking keys*

- a - QUESTIONS Question words. Words often lead to word completion options or logical next words. A smart “?” or smart “!” will add punctuation and speak a sentence.
- b - PEOPLE A page set up to be customized with names of friends and family.
Link to **SCHOOL PEOPLE** and **JOBS**.
- c – PLACES Common places programmed by subcategories of **buildings, home, outside**, and **school**.
Links to **GEOGRAPHY, STORES** and **RESTAURANTS**.
- d – TIME Time related words. “Today is...” etc. opens a set up pages for telling the date.
Link to a page to **TELL TIME**.
- e – SOCIAL Greetings, interjections, social language, **PERSONAL INFO/QUESTNS, TEXTING**.
- f – DESCRIBE Describing words, alphabetized and coded by opposites.
Includes **COLORS** and access to A to Z list of adjectives.
- g – EXTRA WDS Extra high frequency words. Links to indefinite pronouns – **any-, every-, some-, no-**.
- h – ACTIONS Verbs programmed in alphabetical order.
A-Z listing provides pages of actions categorized by initial letter.
- i – GROUPS A page of semantic categories, etc.

SCHOOL – find links to: **CALENDAR TIME & TEST ANSWERS**

DEVICE TOOLS & FUN – accessed from the second page of GROUPS

- JOKES
- VIDEOS
- PHOTOS
- NEWS
- VISUAL SCENES
- STORIES & SCRIPTS
- VOICE ASSIST – (Hey Siri, Amazon Alexa)

****LITERACY SUPPORTS**

- Save written text from Message Window using “**SAVE DOCUMENT**” feature (Spelling page) and/or the “**STORIES & SCRIPTS**” feature (GROUPS > STORIES & SCRIPTS pages)
- **STORY CONCEPTS** and **CHARACTER TRAITS** available for WordPower60 and WordPower108. These concepts are part of the Common Core curriculum requirements used by many school districts.
- Easy access to texting & sharing text (**SOCIAL** page and Speech Display Bar)
- Multiple keyboard options for access and preference
- Phonics pages (GROUPS > PHONICS)

3) Practice Sentences

I like that.
I want to go out to eat with you.
I don't think I need that.
It is my turn.
I want you to come over to play.
I like it a lot.
I am done with that.
I can't do it.
I can do it myself.
That is a lot of work.
Go away.
Do you want to go for a walk?
Do you think it will work?
It is my favorite color.
My favorite color is green.
My favorite colors are blue and yellow.
You are doing a good job.
Do you want to listen to music?
I love to listen to music.
I am going outside. (**PLACES** or double hit on "out")
I am going to the (**PLACES**) beach.
I am going to the (**PLACES**) movie.
I am going to watch TV.
I have to see a lot of (**PEOPLE**) people (**TIME**) today.
I feel really great.
I feel really proud of you.
I feel so happy.
I felt very happy (**TIME**) yesterday.
I don't have (**TIME**) time to see you (**TIME**) today.
I am done with that.
I love you (**PEOPLE**) mom.
(**PEOPLE**) She doesn't want to take a bath.
You can take a ride (**TIME**) later.
I want to (**FAVORITE THINGS**) play on the computer and ride horses.
I want you to (**ACTIONS**) turn the page.

QUESTION WORDS - On these vocabularies, questions can be spoken by opening the **QUESTNS** page, or by selecting the first letter of the question – "w" or "h"
(**QUESTNS**) What color do you want?
(**QUESTNS**) What are you going to do (**TIME**) today?
(**QUESTNS**) What happened to your (**PEOPLE**) friend?
(**QUESTNS**) What is your favorite color?
(**QUESTNS**) When will you come over to see me?
(**QUESTNS**) How many do you need?
(**QUESTNS**) How much does it cost?
(**QUESTNS**) When do you want to go outside?
I couldn't turn the page.
I have been thinking about (**a + about**) you a lot.
(**PEOPLE**) She likes to drink water.
Can I drink more juice (**SOCIAL**) please?
I love to eat (**FOOD**) peanut butter with crackers.
I think I want to eat (**FOOD**) pizza with cheese and veggies.
Do you like to play with (**TOYS**) blocks?
I would love to play with you.
I love to play with my (**TOYS**) iPad.
I like to (**ACTIONS**) read (**READING**) comics and magazines.
I want to (**ACTIONS**) read (**READING**) a book about (**GROUPS PETS**) pets.
I am ready to go away.
I want to watch (**TV/ MOVIES**) Discovery Channel.
I need help.
I need my medicine (**SOCIAL**) please.
I need to come back to see you.
I need to use the bathroom.
Do you need to take a shower?
Do you need to take a break?
(**EXTRA**) Somebody else can do it.
I will be without (double "with") help (**TIME**) tomorrow.
He is in back of my (**PLACES**) house.

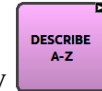
4) Verbs –take a closer look

In addition to core verbs, and verbs accessed on the ACTIONS pages, less frequently used verbs can be accessed by selecting the ACTIONS A-Z key on the ACTIONS page.



5) Describing Words –take a closer look

The first page of DESCRIBING words consists primarily of “feeling words.” That page also provides a link to COLORS. DESCRIBE A-Z also provides access to less frequently used adjectives.



[Return to WordPower Table of Contents](#)



WordPower140

Scan & Touch

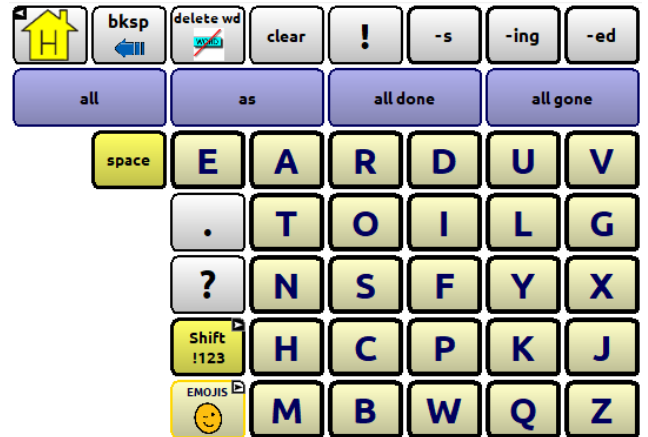


[Return to WordPower Table of Contents](#)

Let's get to know the WordPower vocabulary design

2) Spelling

This vocabulary was configured to support scanners and direct selectors. The keyboard arrangement facilitates fast communication for scanning access. Inclusion of spelling on the main page allows one to move easily between core vocabulary words, and spelling with word prediction.



The word predictor has been modified to enhance proficiency. Clear your display. Notice that the words “yes,” “no,” and “I don’t know” are available as single hits on the word prediction keys. Now, select the first letter of the following words. These high frequency words will appear automatically on the word prediction keys when their first letter is selected:

- please
- thank you
- maybe
- all, as, all done, all gone
- give
- if
- or
- so

2) Category Links

***Take time to explore the categories accessed by these linking keys*



- a - PEOPLE A page set up to be customized with names of friends and family.
Link to **SCHOOL PEOPLE** and **JOBS**.
- b – PLACES Common places programmed by subcategories of **buildings**, **home**, **outside**, and **school**.
Links to **GEOGRAPHY**, **RESTAURANTS** and **STORES**.
- c – DESCRIBE Describing words, alphabetized and coded by opposites.
Includes **COLORS** and access to A to Z list of adjectives.
- d – SOCIAL Greetings, interjections, social language, **PERSONAL INFO/QUESTNS**, **TEXTING**.
- e – TIME Time related words. “Today is...” etc. opens a set up pages for telling the date.
Link to a page to **TELL TIME**.

f – EXTRA WDS Extra high frequency words. Indefinite pronouns appear at top of page.

g – ACTIONS Verbs programmed in alphabetical order.
A-Z listing provides pages of actions categorized by initial letter.

h – GROUPS A page of semantic categories, etc.

SCHOOL – find links to: **CALENDAR TIME & TEST ANSWERS**

DEVICE TOOLS & FUN – accessed from the GROUPS page.

- JOKES
- VIDEOS
- PHOTOS
- NEWS
- VISUAL SCENES
- STORIES & SCRIPTS
- VOICE ASSIST – (Hey Siri, Amazon Alexa)

****LITERACY SUPPORTS**

- Save written text from Message Window using “**SAVE DOCUMENT**” feature (Spelling page) and/or the “**STORIES & SCRIPTS**” feature (GROUPS > STORIES & SCRIPTS pages)
- STORY CONCEPTS and CHARACTER TRAITS are available from the READING page. These concepts are part of the Common Core curriculum requirements used by many school districts.
- Easy access to texting & sharing text (SOCIAL page and Speech Display Bar)

3) *Practice Sentences* – try these sentences and notice the keystroke saving features.

****Notice* – often, logical next words appear in the upper right corner, above the alphabet

- (I...) key in upper left corner provides quick access to high frequency “I” pronoun phrases
I would like to come away with you.
- Verbs change automatically to the infinitive form following these pronoun phrases:
I want / need ___; I am going ___; I am ready ___; I am able ____.
I want to go with you.
I need to get it. (**notice the “needs” appearing in the second scan group)
I am going to eat a snack.
I am ready to come back.
I am not able to help you.
- Verbs change automatically to the present progressive form when appropriate:
Pronoun + to be verbs (am, is, are, was were) _____; I like / love _____.
I am **going** for a walk.
He is **drinking** iced tea.
I was **having** a good day.
I like **eating** lunch with you.
I love **listening** to my music.
Do you like **going** to work?
- Verbs change automatically to passive form when appropriate:
I have **been** feeling excited.
I have **finished** it.
I have **eaten** too much.
I haven’t **worn** that.
Have you **seen** the (PEOPLE) girl?
He hasn’t **watched** the movie.
- Object form of pronoun appear when appropriate – us, them, him, her, it, you
I will go with **him**.
I am doing it for **her**.
I will take **her** to the (PLACES) park.
Tell me about **them**.
I watched **her** playing (SPORTS) baseball. (-s, -ing, -ed appear in upper right corner)
I saw **her** (TIME) yesterday.
I will help **her** when I can.
- Category links associated with verbs appear at beginning of third scan group in upper right of display upon selection of the verb
drink (DRINKS) eat (FOOD)
hurt (BODY) listen (MUSIC)
play (TOYS, SPORTS) read (BOOKS)
watch (TV/MOVIE, SPORTS) wear (CLOTHES) (I wear, I want to wear, etc.)

- Logical next words appear in the upper right corner, where word prediction normally appears. Check out some of the logical next words that appear after these words:

go	come	drink	eat
feel	get	listen	play (with)
put	read	take	turn
watch	have		
a	the	what	how

- Word completion also uses the upper right corner of the core page. Check out some of the word completion options that appear after these words:

I	(-’m, -’ll, -’d)
you	(-’re, -’ll, -’d)
my, your	(-self)
he/she	(-’s)
with	(-out, -in)
here	(-’s)
there	(-’s)
up, down	(-side, -stairs)
in, out	(-side)
on	(-line)

*Some core vocabulary is available within the **CATEGORY** pages. Try these sentences starting within **GROUPS**.*

<p>ANIMALS -</p>	<p>I want to feed my dog. Do you want to pet the cat? My favorite pet is ____ What <u>do you</u> want to feed? <u>Do you</u> have a pet? A bird lives <u>in</u> a nest. The camel lives <u>at the</u> zoo. A cow lives <u>on</u> a farm. I will feed my dog. The bird is (ACTIONS) flying. She is (ACTIONS) meowing. The cow is (ACTIONS) mooing. My dog is (ACTIONS) barking.</p>
<p>ART -</p>	<p>I want to color a picture with you. That is (DESCRIBE) better. <u>Do you</u> like to paint? I will draw a picture for you.</p>

BODY - My leg is hurting.
My stomach is not hurting.
I hurt my finger.
Something hurts, it's my throat.

DRINKS - I would like to order a small juice
please.
Do you want to drink water?
I like to drink hot tea with cream.
I drank more milk.
My favorite soda is root beer.
What do you want to drink?

FOOD - I want to eat pizza with cheese and
pepperoni please.
Do you like chips with salsa?
I want to eat at Taco Bell.
What is your favorite snack?

READING - I want to read that book again.
I like reading stories about ____.
Do you want to read to me?
What are you reading?

**TV/
MOVIES** I really love watching cartoons.
PBS is my favorite.
Change the channel please.
Do you want to watch TV with me?
What do you want to watch?

JOBS - What do you want to be?
When I grow up. I want to be a
computer programmer.
She is a dancer.
That actor is **(DESCRIBE)** excellent.

4) Verbs –take a closer look

In addition to core verbs, and verbs accessed on the ACTIONS pages, less frequently used verbs can be accessed by selecting the ACTIONS A-Z key on the ACTIONS page.



6) Describing Words –take a closer look

The first page of DESCRIBING words consists primarily of “feeling words.” That page also provides a link to COLORS. DESCRIBE A-Z also provides access to less frequently used adjectives.



7) Scan Settings

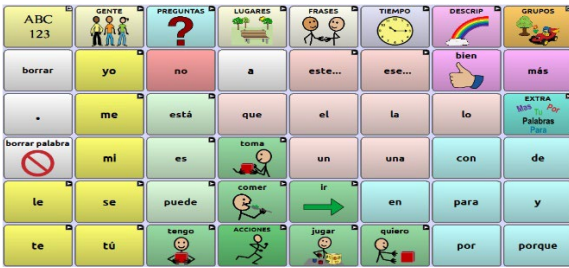
If you are accessing this vocabulary with scanning on a **Chat Fusion** or **NOVA chat** device, a link to suggested **SCAN SETTINGS** is available on the **GROUPS** page.

Scan Settings for NOVA chat & Chat Fusion - INPUT (good place to start for single switch scanners)			
Timing -	Enable Clear SDB (X) - ON ✓	Scanning - ON ✓	
Acceptance Time - OFF <input type="checkbox"/>		Switch Access -	Patterns -
Release Time - OFF <input type="checkbox"/>		Switch Config - 1 Switch <input type="checkbox"/>	***Mode - Row/Column
***Activate on Release - OFF ✓		Auto Scan - ON ✓	Scan Optimization - OFF <input type="checkbox"/>
			Scan SDB - ON ✓
			Scan Clear Button - ON ✓
			Scan Notifications - ON ✓
			Skip Empty Areas - ON ✓

[Return to WordPower Table of Contents](#)

WordPower48 Español – teaching tips and support

Nancy Inman & Pamela Corley



1. Access to Quick Basic Communication with Picture Support:

Example 1. quiero “I want”

(notice link to **COSAS FAVORITAS** “favorite things”)

Quiero ver la televisión. “I want to watch TV.”	Quiero ver una película. “I want to watch a movie.”
Quiero tomar (BEBIDAS) leche con chocolate. “I want to drink chocolate milk.”	Quiero comer contigo (con + -tigo). “I want to eat with you.”
Quiero ir (TIEMPO) mañana. “I want to go tomorrow.”	Quiero (COSAS FAVORITAS) ir a nadar y cantar. “I want to go swimming and to sing.”

Example 2. me gusta “it pleases me”

(similar to “I like” in English)

me gustaría “it would please me” (notice link to **COSAS FAVORITAS** “favorite things”)

Me gusta ir con usted. “I like to go with you.”	Me gusta (ACCIONES) escuchar música. “I like to listen to music.”
Me gusta comer en Chick-fil-A y Taco Bell. “I like to eat at Chick-fil-A and Taco Bell.”	Me gusta jugar con usted. “I like to play with you.”
Me gusta mi (GENTE) amigo. “I like my friend.”	Me gustaría (ACCIONES) leer un libro. “I would like to read a book.”

Example 3. tengo

“I have”

(calor

sed

frio

hambre

miedo

sueño)

“heat”

“thirst”

“cold”

“hunger”

“fear”

“sleepy”

Tengo hambre “I am hungry.” (literally “I have hunger.”)	Tengo sed. “I am thirsty.” (literally “I have thirst.”)
Tengo sueño. “I am sleepy.”	Tengo miedo. “I am afraid.” (literally “I have fear.”)

[Return to WordPower Table of Contents](#)

Example 4. me siento “I feel” (literally “I feel myself”)(link to **DESCRIPCIÓN**). Notice “m” for masculine and “f” for feminine

Me siento feliz. “I feel happy.”	Me siento cansado (masc). “I feel tired.”	Me siento cansada (fem).
-------------------------------------	--	--------------------------

Example 5. FRASES (quick access to often-used phrases).

Por favor “Please”	Muchas gracias. “Thank you very much”	Te quiero. “I love you.”	Espere un momento “Wait a moment.”	¡Basta! “Enough!”
Hola amigo “Hello friend”	Buenos días “Good morning”	¿Cómo estás? “How are you?”	Estoy muy bien “I’m fine”	Adios hasta luego “Bye. See you later”

2. Direct Link from Verbs to Related Categories:**Example a) comer “to eat”** (link to **COMIDA “food”**)

Quiero comer pizza con pepperoni y cebolla. “I want to eat pizza with pepperoni and onion.”	Quiero comer papas fritas con salsa. “I want to eat chips with salsa.”
Me gusta comer huevos con tocino. “I like to eat eggs with bacon.”	Quisiera comer con usted. “I would like to eat with you.”

Example b) tomar “to drink” “to take”

"Quiero tomar Coca-Cola y un café con crema." “I want to drink Coca-Cola and coffee with cream.”	Quiero tomar un poco de limonada. “I want to drink a little lemonade.”
Me gusta tomar <u>refresco</u> de naranja. “I like to drink orange soda.”	Quiero tomar <u>jugo natural</u> de sandía. “I want to drink watermelon juice.”

Example c) jugar “to play” (links to **JUEGOS “games,” JUGUETES “toys,” DEPORTES “sports”**)

Me gusta jugar (JUEGOS) video juegos. “I like to play video games.”	Quiero jugar con (JUGUETES) carritos. “I want to play with cars.”
Me gusta jugar al (DEPORTES) fútbol. “I like to play football.”	

Example d) leer “to read” (link to **LIBROS** “books”)

Quiero (ACCIONES) leer un libro. “I want to read a book.”	Me gusta (ACCIONES) leer (LECTURA) el periódico. “I like to read the newspaper.”
No quiero (ACCIONES) leer el libro. “I don’t want to read the book.”	No me gusta (ACCIONES) leer (LECTURA) el correo. “I don’t like to read the mail.”

Example e) me duele “it hurts me” (link to **CUERPO** “body”)

Me duele la cabeza. “My head hurts me.”	Me duele el estómago. “My stomach hurts me.”
Me duele un poco. “It hurts me a little.”	Me duele mucho. “It hurts me a lot.”

3. Easy Access to Noun Categories in GRUPOS (word categories):

Mi bicicleta es azul. “My bicycle is blue.”	hint: Find “bicicleta” in VEHÍCULOS or JUGUETES, and from that page COLORES for “es azul.”
Quisiera ir a Hawaii. “I would like to go to Hawaii.”	hint: Choose “quiero” and then you’ll see “quisiera.” Find “Hawaii” in GEOGRAFÍA/EE.UU.
Mi mejor amigo es mi perro. “My best friend is my dog.”	hint: Choose “mejor” from DESCRIPCIONES, “amigo” from GENTE, and “perro” from ANIMALES.

4. Verb forms automatically agree with Pronouns selected:

Example a) Main page verb “comer” (“to eat”)

Yo como. “I eat.”
Tú comes. (tú is the informal form of “you”) “You eat.”
Usted come. (usted is the formal form of “you”) “You eat.” (hint: find <u>usted</u> in GENTE)
Él come. “He eats.” (hint: find <u>él</u> in GENTE)
Nosotros comemos. “We eat.” (hint: find <u>nosotros</u> in GENTE)
Ellos comen. “They eat.” (hint: find <u>ellos</u> in GENTE)

Vosotros coméis. (vosotros is an informal form of plural “you,” primarily used in Spain)
“You eat.” (hint: find vosotros in GENTE)

Note: **When you select ACCIONES and ACCIONES A-Z from the main page, the verb forms appear in the “present indicative” form (agrees with the él/ella/usted pronoun forms).

Example b) First page of ACCIONES “hablar” (“to speak”)

Yo hablo.
“I speak.”

Tú hablas.
“You speak.”

Él habla inglés.
“He speaks English.”

Nosotros hablamos español.
“We speak Spanish.”

Ellos hablan inglés y español.
“They speak English and Spanish.”

Example c) Second page of ACCIONES “bailar” (“to dance”)
(hint: navigate using the arrow in bottom right of screen)

Yo bailo.
“I dance.”

Tú bailas.
“You dance.”

Él baila.
“He dances.”

Nosotros bailamos.
“We dance.”

Ellos bailan.
“They dance.”

Example d) ACCIONES A-Z (hint: select the pronoun and then the “ACCIONES A-Z” link)

Yo conduzco.
“I drive.”

Tú gastas un poco de dinero. (hint: find “dinero” in GRUPOS>DINERO)
“You spend a lot of money.”

Nosotros peleamos.
“We fight.”

Ellos disfrutan.
“They enjoy.”

Notice there is an additional option with ACCIONES A-Z. In addition to choosing the pronoun on the main page and navigating to ACCIONES A-Z, once inside ACCIONES A-Z page you may select the pronoun on the left in yellow, and the verb forms change accordingly.

In your practice so far, you have probably noticed that the pronouns are not spoken when selected. In Spanish, subject pronouns typically are not necessary and are therefore often not spoken, as the verb form itself conveys the pronoun information. For example:

Hablo español. (Yo is not necessary.)

I speak Spanish.

Comemos carne. (Nosotros is not necessary.)

We eat meat.

Vives en México. (Tú is not necessary.)

You live in Mexico.

Using “WordPower48 Español,**” you can speak the pronoun for emphasis or clarity by selecting the underlined version of the pronoun that appears after the pronoun is selected.

Verb forms included in WordPower48 Español:

Present tense

Preterite (past tense)

Imperfect (was verbing)

Conditional (would verb)

Future (will verb)

Infinitive (to + verb)

Present participle (-ing)

Present/past perfect (passive)

6. Verb forms appear in correct format automatically by context:

Example a) quiero ("I want") + infinitives

Quiero comer. "I want to eat."	Quiero trabajar. "I want to work."	Quiero ayudar. "I want to help."
-----------------------------------	---------------------------------------	-------------------------------------

Example b) Yo estoy ("I am") + present participle

(yo) Estoy tomando. "I'm drinking."	(yo) Estoy jugando. "I'm playing."	(yo) Estoy esperando. "I'm waiting."
--	---------------------------------------	---

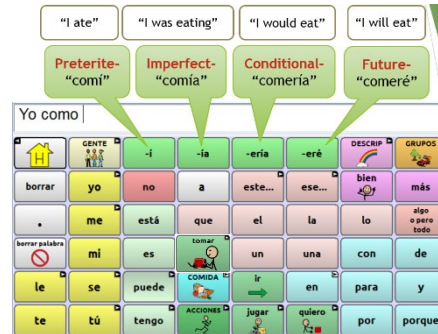
Example c) Yo voy a ("I am going") + infinitives

(yo) Voy a (ACCIONES) leer. "I'm going to read."	(yo) Voy a jugar. "I'm going to play."	(yo) Voy a comer. "I'm going to eat."
(yo) Voy a (ACCIONES) comprarlo. (comprar + lo + ←lo). "I'm going to buy it."		

Example d) Yo he ("I have") + passive verb

(yo) He visto eso. "I have seen that."	*Note the words found after selecting buttons "este. . ." and "ese. . ." correspond to "this," "that," "these" and "those."	
(yo) He regresado. "I have returned."	(yo) He terminado. "I have finished."	(yo) He ayudado "I have helped."

7. To access other verb tenses, select the pronoun and present tense of the verb. The preterite, imperfect, conditional and future tense forms appear on the top row.



a) Preterite (“past tense”)

Tú trabajaste bien. (hint: trabajas + -aste = trabajaste)
 “You worked well.”

(GENTE) Ustedes me ayudaron mucho. (hint: ayudan + -aran = ayudaron; look for mucho in DESCRIP)
 “You (plural) helped me a lot.”

b) Imperfect Tense (“was verbing”)

Él llevaba una camisa roja. (hint: lleva + -aba = llevaba; look for camisa roja in ROPA)
 “He was wearing a red shirt.”

Ella necesitaba más dinero. (hint: necesita + -aba = necesitaba)
 “She was needing more money.”

c) Conditional Tense (“would verb”)

Yo iría contigo (con + -tigo). (hint: voy + iría = iría)
 “I would go with you.”

Tú comprarías un auto blanco (hint: compras + -arías = comprarías; find auto blanco in VEHÍCULOS)
 “You would buy a white car.”

d) Future Tense (“will verb”)

(GENTE) Nosotros trabajaremos (TIEMPO) mañana. (hint: trabajamos + -aremos = trabajaremos)
 “We will work tomorrow.”

Yo compraré un iPad. (hint: compro + -aré = compraré)
 “I will buy an iPad.”

8. Masculine/feminine nouns agree with Adjectives:

In Spanish, adjectives must match the noun in terms of number and gender. This is done automatically when choosing a color to modify a noun in categories such as ANIMALES (*animals*), VEHÍCULOS (*vehicles*), and ROPA (*clothes*). **Notice that the gender and number of the color changes automatically to agree with the nouns, and that the noun is positioned before the adjective.

El caballo negro "The black horse"	La gata negra "The black cat"	(ANIMALES)
La blusa roja "The red blouse"	El abrigo rojo "The red coat"	(ROPA)
Un avión amarillo "A yellow plane"	Una camioneta amarilla "A yellow truck"	(VEHÍCULOS)
Las gatas blancas "The white cats"	Los pájaros blancos "The white birds"	(ANIMALES)

9. Plural fun!

In Spanish as in English, plural markers can be final -s or final -es depending upon the final letter of the noun. With two or three word noun concepts, the plural marker is typically on the first word.

For example:

conductor de autobus ("bus driver") → conductores de autobuses;
cuidador del zoológico ("zoo keeper") → cuidadores del zoológico
programador de computadores ("computer programmer") → programador de computadores

Me gusta mi <u>s</u> conductores de autobuses. "I like my bus drivers." Hint: mi → mis	Yo trabajo con mi <u>s</u> terapeutas ocupacionales. "I work with my occupational therapists." Hint: mi → mis
--	---

10. Logical Next Words:

(yo) estoy <u>listo</u> . (masc) "I am ready."	(yo) estoy <u>lista</u> . (fem) "I am ready."	(yo) no estoy <u>listo</u> . (m) "I am not ready."	(yo) no estoy <u>lista</u> . (f) "I am not ready."
Yo necesito <u>ayuda</u> . "I need help."	Yo necesito un poco de <u>dinero</u> . "I need a little money."	**Note logical next words in yellow	
Una <u>vez</u> (yo) fui al zoológico. "One time I went to the zoo."	(Hint: a → al; find "zoológico" in LUGARES)		
Quiero un <u>poco</u> . "I want a little."			
Lo siento "I'm sorry"			
Bien <u>hecho</u> . "Well done"			
Quiero ir <u>contigo</u> (con + <u>-tigo</u>). "I want to go with you."			
Quiero ver <u>una película</u> . "I want to watch a movie."			
Que <u>pasa</u> ? "What's going on?"			
No <u>sé</u> . "I don't know."			
No <u>hay</u> . "There is none."	No <u>hay nada</u> . "There is nothing."		
Mi <u>turno</u> . "My turn."	Su <u>turno</u> . "Your turn."		

11. Preguntas (Questions):

In Spanish, the proper punctuation for questions is an upside down question mark (¿) at the beginning of the sentence and a regular question mark (?) at the end. The blue (¿) capitalizes words such as *que* (*what*), *dónde* (*where*), *por qué* (*why*), *cuánto* (*how much*), etc., and the PREGUNTAS page remains **open**.

¿Qué vamos a comer? "What are we going to eat?"	¿De dónde es usted? "Where are you from?" (literally – From where are you?)
¿Quiénes van? "Who (plural) is going?"	¿Adónde fue mamá? "Where did Mom go?"
¿Cuánto cuesta? "How much does it cost?"	¿Cuánto cuestan? "How much do they cost?"
¿Estás lista? "Are you ready?"	¿Cómo fue? "How was it?"
¿Cuándo vas a venir? "When are you going to come?"	¿Cuándo vamos a la biblioteca? "When are we going to the library?"

12. Using the Imperative form of the Verb:

**Find imperative verbs by selecting “ACCIONES+IMPERATIVO” or “ACCIONES+INFINITIVO+IMPERATIVO”

Ven aquí. “Come here.”	(Select the “algo o todo pero” key on main page to find “aquí”)
Para ahora. “Stop now.”	(Find <u>ahora</u> in TIEMPO)
¡Coman! page) “You [plural] eat!”	(Select the “ellos/ellas/ustedes” key once you get to the IMPERATIVO

13. Other features in WordPower:

1. Select the GRUPOS key to find the CHISTES (Jokes). There are jokes and riddles. Try them out.
2. Select the GRUPOS key to find the NOTICIAS (News).
3. Select the GRUPOS key to find FOTOS. This gives access to a photo album that can be used to share pictures and experiences.

14. PUTTING IT ALL TOGETHER: try these sentences to practice your skills:

Me gusta comer en taqueria. "I like to eat at the taqueria."	Me gusta comer en casa. "I like to eat at home."	Me gusta comer en McDonald's. "I like to eat at McDonald's."
Le gusta comer conmigo. "He/she likes to eat with me."	¿Qué le gusta comer? "What does he/she like to eat?"	¿Qué quieres comer conmigo? "Do you want to eat with me?"
Tengo un perro y dos gatos en mi casa. (Hint: find "perros" and gata" in ANIMALES; "casa" in LUGARES) "I have one dog and two cats at my house."		
Yo fui a Maryland el Domingo. (Hint: "fui" follows "yo" on main page; find Maryland" in GEOGRAFÍA) "I went to Maryland on Sunday."		
Tengo una pregunta para ti. "I have a question for you."		
No me siento bien. "I don't feel well."		
Me gusta ir al parque con mis amigos. "I like to go to the park with my friends."		
(yo) Voy a trabajar a las 8:30. "I go to work at 8:30."		
(ellos) Están nadando (ACCIONES or A-Z) en el Océano Pacífico. (Hint: select LUGARES to find GEOGRAFIA) "They are swimming in the Pacific Ocean."		
¿Te sientes enfermo? "Are you feeling sick?"		
¿Puede usted ayudarme por favor? (Hint: ayudar + me + ←me = ayudarme) "Can you help me please?"		
Quiero uno de estos. (Hint: un → uno; find "estos" by selecting "este..." on main page) "I want one of these."		
Feliz Navidad y Año Nuevo. (Hint: speak entire sentence using the DÍAS FESTIVOS category) "Merry Christmas and Happy New Year."		
¿(tú) Quieres ver la televisión conmigo? (Hint: con + -migo = conmigo) "Do you want to watch TV with me?"		
Mi (GENTE) hermana (GENTE ella) fue a la piscina. (Hint: find "piscina" in LUGARES) "My sister went to the pool."		
Mi (GENTE) mamá (GENTE ella) quiere ir al cine mañana. (Hint: a → al; find "mañana" in TIEMPO) "My mom wants to go to the movie theater tomorrow."		

[Return to WordPower Table of Contents](#)

WordPower48 Español Básico – tutorial and reference guide

Nancy Inman & Pamela Corley



1. Access to Quick Basic Communication with Picture Support:

Example 1. Notice that when selecting the pronouns, the verbs automatically agree in the present tense. As single hits on the main page, however, you'll see that several of the core verbs appear in the imperative form (Imp), or the first person form (FP).

ayuda "help"	ayuda + me "help me"	(Imp)	vámonos "let's go"	(Imp)	
Para "stop"		(Imp)	ven "come"	ven acá "come here"	ven aquí (Imp) "come here"
quiero "I want"		(FP)	tengo "I have"	(FP)	
puedo "I can"	"Can I ___?"	(FP)			
toma "drink"	"take"	(Imp)			

Example 2. quiero "I want"

(notice link to **COSAS FAVORITAS** "favorite things")

Quiero ver la televisión. "I want to watch TV."	Quiero ver una película. "I want to watch a movie."
Quiero beber leche con chocolate. "I want to drink chocolate milk."	Quiero comer contigo (con + -tigo). "I want to eat with you."
Quiero ir (TIEMPO) mañana. "I want to go tomorrow."	Quiero (COSAS FAVORITAS + nadar) ir a nadar. "I want to go swimming."

[Return to WordPower Table of Contents](#)

Example 3. me gusta *“it pleases me”* (similar to *“I like”* and *“I would like”* in English)
 me gustaría *“it would please me”* (notice link to **COSAS FAVORITAS** *“favorite things”*)

Me gusta (COSAS FAVORITAS + caballo) montar a caballo. “I like to go horseback riding.”	Me gusta escuchar música. “I like to listen to music.” or Me gusta (COSAS FAVORITAS) música. “I like to listen to music.”
Me gusta comer en Chick-fil-A y Taco Bell. “I like to eat at Chick-fil-A and Taco Bell.”	Me gusta jugar contigo. “I like to play with you.”
Me gusta mi (GENTE) amigo. “I like my friend.”	Me gustaría leer un libro. “I would like to read a book.”

Example 4. tengo *“I have”* (calor sed frío hambre miedo sueño)
“heat” “thirst” “cold” “hunger” “fear” “sleepy”

Tengo hambre “I am hungry.” (literally “I have hunger.”) Tengo sueño. “I am sleepy.”	Tengo sed. “I am thirsty.” (literally “I have thirst.”) Tengo miedo. “I am afraid.” (literally “I have fear.”)
---	---

Example 5. me siento *“I feel”* (literally *“I feel myself”*)
 (link to **DESCRIPCIÓN**). Notice “m” for masculine and “f” for feminine

Me siento feliz. “I feel happy.”	Me siento cansado (masc). Me siento cansada (fem). “I feel tired.”
-------------------------------------	---

Example 6. FRASES (quick access to often-used phrases).

Por favor “Please”	Muchas gracias. “Thank you very much”	Te quiero. “I love you.”	Espere un momento “Wait a moment.”	¡Basta ya! “Enough already!”
Hola amigo “Hello friend”	Buenos días “Good morning”	¿Cómo estás? “How are you?”	Estoy muy bien “I’m fine”	Adiós. Hasta luego “Bye. See you later”

Example 7. “ya”

¡Basta ya! “Enough already!”	Ya no quiero más. “I don’t want anymore.”	Lo quiero ya. “I want it now.”	Ya no me duele. “It doesn’t hurt anymore.”
Ya está. “That’s it.”	Ya vámonos “Let’s go.”	Ya no <u>hay</u> . “Now, there is none.”	

2. Direct Link from Verbs to Related Categories:

Example a) comer "to eat"

Quiero comer pizza con pepperoni y cebolla. "I want to eat pizza with pepperoni and onion."	Quiero comer papas fritas con salsa. "I want to eat chips with salsa."
Me gusta comer huevos con tocino. "I like to eat eggs with bacon."	Quisiera comer contigo. "I would like to eat with you."

Example b) tomar "to drink" "to take"

"Quiero tomar Coca-Cola y un café con crema." "I want to drink Coca-Cola and coffee with cream."	Quiero tomar un poco de limonada. "I want to drink a little lemonade."
Me gusta tomar <u>refresco</u> de naranja. "I like to drink orange soda."	Quiero tomar <u>jugo natural</u> de sandía. "I want to drink watermelon juice."

Example c) jugar "to play" (on JUGUETES page, you'll find links to JUEGOS "games," and DEPORTES "sports")

Me gusta jugar (JUEGOS) video juegos. "I like to play video games."	Quiero jugar con carritos. "I want to play with cars."
Me gusta jugar al (DEPORTES) fútbol. "I like to play football."	

Example d) leer "to read"

Quiero leer un libro. "I want to read a book."	Me gusta leer el periódico. "I like to read the newspaper."
No quiero leer el libro. "I don't want to read the book."	No me gusta leer el correo. "I don't like to read the mail."

Example e) me duele "it hurts me"

Me duele la cabeza. "My head hurts me."	Me duele el estómago. "My stomach hurts me."
Me duele mucho. "It hurts me a lot."	

3. Easy Access to Noun Categories in GRUPOS (word categories):

Mi bicicleta es azul. "My bicycle is blue."	hint: Find "bicicleta" in VEHÍCULOS or JUGUETES, and from that page COLORES for "es azul."
Quiero ir a Hawaii. "I would like to go to Hawaii."	hint: Choose "quiero" on main page. Find "Hawaii" in GEOGRAFÍA/EE.UU.
Tengo un auto y una camioneta. "I have a car and a pickup truck."	hint: Choose "tengo" on main page. Find " un auto" and "una camioneta" in VEHÍCULOS.
Es mi canción favorita. "That is my favorite song."	hint: First, select the MÚSICA category. You will be able to speak this entire sentence from that category.

4. Verb forms automatically agree with Pronouns selected:

Example a) Main page verb "ayuda" ("help")

Yo ayudo. "I help."
Tú ayudas. (<u>tú</u> is the informal form of "you") "You help."
Usted ayuda. (<u>usted</u> is the formal form of "you") "You help." (hint: find <u>usted</u> in GENTE)
Él ayuda. "He helps."
Nosotros ayudamos. "We help."
Ellos ayudan. "They help."
Vosotros ayudáis. (<u>vosotros</u> is an informal form of plural "you," primarily used in Spain) "You help." (hint: find <u>vosotros</u> in GENTE)

Example b) First page of ACCIONES "hablar" ("to speak")

Yo hablo. "I speak."
Tú hablas. "You speak."
Él habla inglés. "He speaks English."
Nosotros hablamos español. "We speak Spanish."

Ellos hablan inglés y español.
 "They speak English and Spanish."

Example c) Second page of ACCIONES "bailar" ("to dance")
 (hint: navigate using the arrow in bottom right of screen)

Yo bailo. "I dance."
Tú bailas. "You dance."
Él baila. "He dances."
Nosotros bailamos. "We dance."
Ellos bailan. "They dance."

Example d) ACCIONES A-Z (hint: select the pronoun and then the "ACCIONES A-Z" link)

Yo conduzco. "I drive."	
Nosotros montamos a caballo en la mañana. "We ride horses in the morning."	(hint: look for "caballo" following "montamos")
Ella pelea conmigo. "She fights with me."	(hint: look for "con" + "-migo" = "conmigo")
Ellos disfrutan la playa. "They enjoy the beach."	(hint: look for "la playa" in LUGARES)

Notice there is an additional option with ACCIONES A-Z. In addition to choosing the pronoun on the main page and navigating to ACCIONES A-Z, once inside ACCIONES A-Z page you may select the pronoun on the left in yellow, and the verb forms

change accordingly.

The screenshot shows a grid interface for selecting pronouns and verb forms. The grid is organized as follows:

- Row 1:** A home icon (H) followed by seven empty green boxes.
- Row 2:** Pronoun (yo) in a yellow box, followed by empty green boxes, and then verb forms: bailas (with a couple dancing), bajas (with a downward arrow), and bañas (with a person in a bathtub).
- Row 3:** Pronoun (tú) in a yellow box, followed by empty green boxes, and then verb forms: barres (with a person sweeping), bates (with a tennis racket), and besas (with two faces).
- Row 4:** Pronoun (él/ella usted) in a yellow box, followed by empty green boxes, and then verb forms: borras (with a broom), bostezas (with a yawning person), and brillas (with a sun).
- Row 5:** Pronoun (nosotros) in a yellow box, pronoun (ellos/as/ustedes) in a yellow box, followed by empty green boxes, and then verb forms: bromeas (with a laughing face) and buceas (with a diver).
- Row 6:** Pronoun (vosotros) in a yellow box, ACCIONES A-Z in a green box, followed by empty green boxes, and then the INFINITIVO (with a stick figure).

A blue arrow points to the (tú) pronoun box.

5. Verb forms included in WordPower48 Español:

Present tense

Preterite (past tense)

Future (express the future verb form by saying, "Yo voy a ____." (I am going to ____.)

Infinitive (to + verb)

Present participle (-ing)

Imperativo (find this link on the ACCIONES page)

6. Verb forms appear in correct format automatically by semantic context:

Example a) quiero ("I want") + infinitives

Quiero comer. "I want to eat."	Quiero trabajar. "I want to work."	Quiero ayudar. "I want to help."
-----------------------------------	---------------------------------------	-------------------------------------

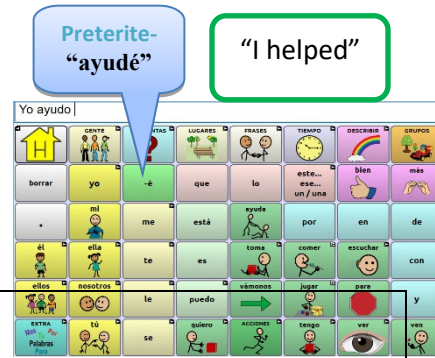
Example b) Yo estoy ("I am") + present participle

Yo estoy tomando. "I'm drinking."	Yo estoy jugando. "I'm playing."	Yo estoy hablando. "I'm speaking."
--------------------------------------	-------------------------------------	---------------------------------------

Example c) Yo voy a ("I am going") + infinitives

Yo voy a leer. "I'm going to read."	Yo voy a jugar. "I'm going to play."	Yo voy a comer. "I'm going to eat."
Yo voy a comprarlo. (comprar + lo + ←lo). "I'm going to buy it."		

7. To access the preterite verb tense, select the pronoun and present tense of the verb. The preterite forms appear just below the PREGUNTAS key.



a) Preterite (“past tense”)

Yo ayudé mi amigo. “I helped my friend.”	(hint: <u>ayudo</u> + <u>é</u> = ayudé)
Tú trabajaste bien. “You worked well.”	(hint: <u>trabajas</u> + <u>-aste</u> = trabajaste)
Ellos me ayudaron mucho. “They helped me a lot.”	(hint: <u>ayudan</u> + <u>-aron</u> = ayudaron; look for <u>mucho</u> in DESCRIBIR)

b) Future (i.e. “I am going to verb”)

Nosotros vamos a trabajar (TIEMPO) mañana. “We are going to work tomorrow.”
Yo voy a comprar un iPad. “I am going to buy an iPad.”

8. Core vocabulary included within categories:

The following sentences demonstrate the feature of core vocabulary included within categories.

ANIMALES	
Yo tengo dos peces.	I have two fish.
Me gusta el tigre.	I like the tiger.
Yo le doy de comer a la gallina.	I feed the chicken.
¿Quieres acariciar el gato?	Do you want to pet the cat?
Yo juego con la perra.	I play with the dog.
¿Qué color es el pájaro?	What color is the bird?
Yo tengo un conejo.	I have a rabbit.
¿Dónde está el pollito?	Where is the baby chick?
¿Cuál es tu animal favorito?	What is your favorite animal?
MÚSICA	
Yo tengo una guitarra.	I have a guitar.
Mi música favorita es la salsa.	My favorite music is salsa.
¿Qué instrumento musical tocas?	What musical instrument do you play?
Quiero ver un vídeo de música.	I want to see a music video.
Yo toco el tambor.	I play the drum.
Me gusta escuchar música.	I like to listen to music.
¿Te gusta la bachata?	Do you like bachata?
Me encanta la bachata.	I love bachata.

ARTE	
Yo necesito el marcador rojo.	I need the red marker.
Yo estoy coloreando un dibujo.	I am coloring a picture.
¿Te gusta pintar?	Do you like to paint?
Quiero hacer un dibujo para ti.	I want to make a drawing for you.
Me gusta pintar con el color azul y amarillo.	I like to color with blue and yellow.
¿Quieres dibujar con la lapiz verde?	Do you want to draw with the green pencil?
Dame la cinta.	Give me the tape.
COMIDAS Y BEBIDAS	
Quiero un café con leche por favor.	I want a coffee with milk please.
Quiero tomar limonada.	I want to drink lemonade.
¿Quieres tomar té caliente?	Do you want to drink hot tea?
¿Bebes leche?	Do you drink milk?
Quiero más sopa por favor.	I want more soup please.
¿Dónde está el arroz?	Where is the rice?
Quiero cocinar enchiladas y frijoles.	I want to cook enchiladas and beans.

9. Masculine/feminine nouns agree with Adjectives:

In Spanish, adjectives must match the noun in terms of number and gender. This is done automatically when choosing a color to modify a noun in categories such as ANIMALES (*animals*), VEHÍCULOS (*vehicles*), and ROPA (*clothes*). **Notice that the gender and number of the color changes automatically to agree with the nouns, and that the noun is positioned before the adjective.

El caballo negro "The black horse"	La gata negra "The black cat"	(ANIMALES)
La blusa roja "The red blouse"	El calzoncillo rojo "The red underwear"	(ROPA)
Un avión amarillo "A yellow plane"	Una camioneta amarilla "A yellow truck"	(VEHÍCULOS)
Las gatas blancas "The white cats"	Los pájaros blancos "The white birds"	(ANIMALES)

10. Plural fun!

In Spanish as in English, plural markers can be final -s or final -es depending upon the final letter of the noun. ***After selecting a noun, look for "-s" in the left column.


- Try pluralizing these words: "pez" (*fish*), "libro" (*book*), "dólar" (*dollar*)

With two or three word noun concepts, the plural marker is typically on the first word. For example:

colector de basura ("trash collector") → colectores de basura;
cuidador del zoológico ("zoo keeper") → cuidadores del zoológico;
programador de computadores ("computer programmer") → programadores de computadoras.

Me gusta jugadores de béisbol. "I like baseball players."	Yo trabajo con mis terapeutas ocupacionales. "I work with my occupational therapists." Hint: mi → mis
--	---

11. Logical Next Words:

Yo estoy <u>listo</u> . (masc) "I am ready."	Yo estoy <u>lista</u> . (fem) "I am ready."	Yo no estoy <u>listo</u> . (m) "I am not ready."	Yo no estoy <u>lista</u> . (f) "I am not ready."
Yo necesito <u>ayuda</u> . "I need help."	Yo necesito un poco <u>de dinero</u> . "I need a little money."	**Note logical next words in yellow	
Una <u>vez</u> yo fui al zoológico. "One time I went to the zoo."	(Hint: find "una" in the  category; "al zoológico" in LUGARES);	a → al	
Quiero <u>un poco</u> . "I want a little."			
Bien <u>hecho</u> . "Well done"			
Quiero ir <u>contigo</u> (con + <u>-tigo</u>). "I want to go with you."			
Quiero ver <u>una película</u> . "I want to watch a movie."			
Que <u>pasa</u> ? "What's going on?"			
No <u>sé</u> . "I don't know."			
Ya no <u>hay</u> . "Now, there is none."			
Mi <u>turno</u> . "My turn."	Mi <u>favorita</u> . "My favorite."	Su <u>turno</u> . "Your turn."	Su <u>favorita</u> . "Your favorite."
(Hint: find "su" in the GENTE category.)			
Ven <u>acá</u> . "Come here."			
¿Qué tal? "How is it going?"			

12. Preguntas (Questions):

In Spanish, the proper punctuation for questions is an upside down question mark (¿) at the beginning of the sentence and a regular question mark (?) at the end. When starting a question from the PREGUNTAS page, the "¿" appears automatically with WordPower48 Español Basico.

¿Qué vamos a comer? "What are we going to eat?"	¿De dónde es usted? "Where are you from?" (literally – From where are you?)
¿Quién va? "Who is going?"	¿Adónde vas? "Where are you going?"
¿Cuánto cuesta? "How much does it cost?"	
¿Está lista? "Are you ready?"	¿Qué tal? "How is it going?"

¿Cuándo vas a venir? "When are you going to come?"	¿Cuándo vamos a la tienda? "When are we going to the store?"
---	---

13. Using the Imperative form of the Verb:

**Some imperatives appear on the main page, as well as on the first ACCIONES page. Others are found by selecting "ACCIONES+IMPERATIVO" or "ACCIONES+INFINITIVO+IMPERATIVO"


Ven acá. "Come here."	
Ayúdame. "Help me"	(ayuda + me + "ayúdame")
Para ahora. "Stop now."	(Find <u>ahora</u> in TIEMPO)
Vámonos a comer. "Let's go eat."	
¡Coman! "You [plural] eat!"	(Select the "ellos/ellas/ustedes" key once you get to the IMPERATIVO page)
Dime. "Tell me."	(ACCIONES di + me)

14. Other features in WordPower:

1. Select the GRUPOS key to find the CHISTES (Jokes). There are jokes and riddles. Try them out.
2. Select the GRUPOS key to find the NOTICIAS (News).
3. Select the GRUPOS key to find FOTOS. This gives access to a photo album that can be used to share pictures and experiences.

15. PUTTING IT ALL TOGETHER: try these sentences to practice your skills:

Me gusta comer en la taquería. "I like to eat at the taco restaurant."	Me gusta comer en casa. "I like to eat at home."	Me gusta comer en McDonald's. "I like to eat at McDonald's."
Le gusta comer conmigo. "He/she likes to eat with me."	¿Qué te gusta comer? "What do you like to eat?"	¿Quieres comer conmigo? "Do you want to eat with me?"
Tengo un perro y dos gatos en mi casa. (Hint: find "perros" and gata" in ANIMALES; "casa" in LUGARES) "I have one dog and two cats at my house."		
Yo fui con ella. "I went with her."	(Hint: "fui" follows "yo" on main page)	
Ya está. "That's it."	Ya vámonos "Let's go."	

Tengo algo para ti. "I have something for you."	(Hint: find "algo" and "para" on the EXTRA PALABRA page)
No me siento bien. "I don't feel well."	
Ya no me duele. "It doesn't hurt anymore."	
Lo quiero ya. "I want it now."	
Me gusta ir al parque con mis amigos. "I like to go to the park with my friends."	
Él necesita medicina porque está enfermo. "He needs medicine because he is sick."	(Hint: DESCRIBIR to find "enfermo.")
Ellos están nadando en la piscina. "They are swimming in the pool."	(Hint: find "nadando" by navigating ACCIONES with the blue arrow, or by using ACCIONES A-Z; select LUGARES to find "la piscina")
El aeropuerto es muy grande. "The airport is really big."	(Hint: find "El aeropuerto" in LUGARES; find "muy grande" in DESCRIBIR)
¿Te sientes enfermo? "Are you feeling sick?"	(Select PREGUNTAS to begin your sentence)
Ayúdame por favor. "Help me please?"	(Hint: ayuda + me = ayúdame)
Ya no quiero más. "I don't want anymore."	
Quiero uno de estos. "I want one of these."	(Hint: select  to find "uno" and "estos")
Feliz Navidad y Año Nuevo. "Merry Christmas and Happy New Year."	(Hint: speak entire sentence using the DÍAS FESTIVOS category)
Quiero ver la televisión contigo. "I want to watch TV with you."	(Hint: con + -tigo = contigo)
Ella fue a la playa bonita. "She went to the pretty beach."	(Hint: find "a la playa" in LUGARES; find "bonita" in DESCRIBIR (f))
Ella quiere ir al cine mañana. "She wants to go to the movie theater tomorrow."	(Hint: find "cine" in LUGARES; find "mañana" in TIEMPO)

[Return to WordPower Table of Contents](#)

WordPower60 Español Básico – tutorial and reference guide

Nancy Inman & Pamela Corley



***On the main page, note the following:

un → una un → unos un
 → unas
 el → los la → las
 a → al por → porque

1. Access to Quick Basic Communication with Picture Support:

Example a) Notice that when selecting the pronouns, the verb format automatically agrees.

As single hits on the main page, however, you'll see that several of the core verbs appear in the imperative form (Imp), or the first-person form (FP). These high frequency verb forms were selected because of their usefulness as *sentence starters*.

ayuda "help"	ayuda + me "help me"	(Imp)	vámonos "let's go"	(Imp)
Para "stop"		(Imp)	ven ven acá ven aquí "come" "come here" "come here"	(Imp)
quiero "I want"		(FP)	tengo "I have"	(FP)
puedo "I can"	"Can I ___?"	(FP)	di di + me "tell" "tell me"	(Imp)
toma "drink"	"take"	(Imp)		

Example b) quiero "I want"

(notice link to **COSAS FAVORITAS** "favorite things")

Quiero ver la televisión. "I want to watch TV."	Quiero ver una película. "I want to watch a movie."
Quiero tomar leche con chocolate. "I want to drink chocolate milk."	Quiero comer contigo (con + -tigo). "I want to eat with you."
Quiero ir (TIEMPO) mañana. "I want to go tomorrow."	Quiero (COSAS FAVORITAS + nadar) ir a nadar. "I want to go swimming."

[Return to WordPower Table of Contents](#)

Example c) me gusta *“it pleases me”* (similar to *“I like”* and *“I would like”* in English)
me gustaría *“it would please me”* (notice link to **COSAS FAVORITAS** *“favorite things”*)

Me gusta (COSAS FAVORITAS + caballo) montar a caballo. “I like to go horseback riding.”	Me gusta escuchar música. “I like to listen to music.”
Me gusta comer en Chick-fil-A y Taco Bell. “I like to eat at Chick-fil-A and Taco Bell.”	Me gusta jugar contigo. “I like to play with you.”
Me gustan mis (GENTE) amigos. “I like my friends.”	Me gustaría leer un libro. “I would like to read a book.”

Example d) tengo *“I have”* (calor *“heat”* sed *“thirst”* frío *“cold”* hambre *“hunger”* miedo *“fear”* sueño *“sleepy”*)

Tengo mucha hambre “I am really hungry.” (literally “I have hunger.”)	Tengo sed. “I am thirsty.” (literally “I have thirst.”)
Tengo sueño. “I am sleepy.”	Tengo frío. “I am cold.” (literally “I have cold.”)
Tengo un problema. “I have a problem.”	

Example e) me siento *“I feel”* (*literally “I feel myself”*)
 (link to **DESCRIPCIÓN**). Notice “m” for masculine and “f” for feminine

Me siento triste. “I feel sad.”	Me siento cansado (masc). “I feel tired.”	Me siento cansada (fem).
------------------------------------	--	--------------------------

Example f) FRASES (quick access to often-used phrases).

Por favor “Please”	Muchas gracias “Thank you very much”	Te quiero mucho! “I love you very much!”	Espere un momento “Wait a moment”	¡Basta ya! “Enough already!”
Hola amigo “Hello friend”	Buenos días “Good morning”	¿Cómo estás? “How are you?”	Estoy muy bien “I’m fine”	Adiós - Hasta luego “Bye - See you later”

Example g) “ya”

¡Basta ya! (FRASES) “Enough already!”	Ya no quiero más. “I don’t want anymore.”	Lo quiero ya. “I want it now.”	Ya no me duele. “It doesn’t hurt anymore.”
Ya está aquí. “He is here already.”	Vámonos ya. “Let’s go.”	Ya no <u>hay</u> . “Now, there is none.”	

2. Direct Link from Verbs to Related Categories:

Example a) comer *“to eat”*

Quiero comer pizza con pepperoni y cebolla. “I want to eat pizza with pepperoni and onion.”	Quiero comer contigo. “I want to eat with you.”
Me gusta comer huevos con tocino. “I like to eat eggs with bacon.”	Nosotros comemos palomitas de maíz. “We eat popcorn.”

Example b) tomar *“to drink” “to take”*

"Quiero tomar Coca-Cola y un café con crema." “I want to drink Coca-Cola and coffee with cream.”	Quiero tomar un poco de limonada. “I want to drink a little lemonade.”
Me gusta tomar <u>refresco</u> de naranja. “I like to drink orange soda.”	Quiero tomar <u>jugo natural</u> de sandía. “I want to drink watermelon juice.”

Example c) jugar *“to play”* (on **JUGUETES** page, you’ll find links to **JUEGOS** *“games,”* and **DEPORTES** *“sports”*)

Me gusta jugar (JUEGOS) videojuegos. “I like to play video games.”	Quiero jugar con mis carritos. “I want to play with my cars.”
Me gusta jugar (DEPORTES) tenis. “I like to play tennis.”	

Example d) leer *“to read”*

Quiero leer un libro. “I want to read a book.”	Me gusta leer el periódico. “I like to read the newspaper.”
No quiero leer el libro. “I don’t want to read the book.”	No me gusta leer el correo. “I don’t like to read the mail.”

Example e) me duele *“it hurts me”*

Me duele la cabeza. “My head hurts me.”	Me duele el estómago. “My stomach hurts me.”
Me duele mucho. “It hurts me a lot.”	

3. Easy Access to Noun Categories in GRUPOS (word categories):

<p>Mi bicicleta es azul. "My bicycle is blue."</p>	<p>hint: Find "bicicleta" in VEHÍCULOS or JUGUETES, and from that page COLORES for "azul."</p>
<p>Quiero ir a Hawaii. "I would like to go to Hawaii."</p>	<p>hint: Choose "quiero" on main page. Find "Hawaii" in GEOGRAFÍA (LUGARES →GEOGRAFIA) (NOTE: "a" and "al" appear automatically following "ir")</p>
<p>Tengo un auto y una camioneta. "I have a car and a pickup truck."</p>	<p>hint: Choose "tengo" on main page. Find "auto" and "camioneta" in VEHÍCULOS.</p>
<p>Me siento feliz porque puedo ir al concierto. "I feel happy because I can go to the concert."</p>	<p>hint: Choose MÚSICA to find "concierto."</p>
<p>Es mi canción favorita. "That is my favorite song."</p>	<p>hint: First, select the MÚSICA category. You will be able to speak this entire sentence from that category.</p>

4. Verb forms automatically agree with Pronouns selected:

Example a) Main page verb "ayuda" ("help")

<p>Ayuda + me = Ayúdame "Help me."</p>
<p>Yo ayudo. "I help."</p>
<p>Tú ayudas. (tú is the informal form of "you") "You help."</p>
<p>Él ayuda. "He helps."</p>
<p>Ellos ayudan. "They help."</p>
<p>Nosotros ayudamos. "We help."</p>
<p>Vosotros ayudáis. (vosotros is an informal form of plural "you," primarily used in Spain) "You help." (hint: find <u>vosotros</u> in GENTE)</p>

Example b) First page of ACCIONES "hablar" ("to speak")

<p>Yo hablo. "I speak."</p>
<p>Tú hablas. "You speak."</p>
<p>Él habla inglés. "He speaks English."</p>
<p>Ellos hablan inglés y español. "They speak English and Spanish."</p>
<p>Nosotros hablamos español. "We speak Spanish."</p>

Example c) Second page of ACCIONES “bailar” (“to dance”)

(hint: navigate using the arrow in bottom right of screen)

Yo bailo. “I dance.”
Tú bailas. “You dance.”
Él baila. “He dances.”
Ellos bailan. “They dance.”
Nosotros bailamos. “We dance.”

Example d) ACCIONES A-Z (hint: select the pronoun and then the “ACCIONES A-Z” link)

Yo <u>conduzco</u> . “I drive.”	
Ella <u>pelea</u> conmigo. “She fights with me.”	(hint: look for “con” + “-migo” = “conmigo”)
Ellos <u>disfrutan</u> de la playa. “They enjoy the beach.”	(hint: look for “playa” in LUGARES)
Nosotros <u>montamos a caballo</u> en la mañana. “We ride horses in the morning.”	(hint: look for “a caballo” following “montamos;” look for “la mañana” in TIEMPO)

Notice there is an additional option with ACCIONES A-Z. In addition to choosing the pronoun on the main page and navigating to ACCIONES A-Z, once inside ACCIONES A-Z page you may select the pronoun on the left in yellow, and the verb forms change accordingly.

5. Verb forms included in WordPower60 Español Básico:

Present tense

Preterite (Past tense verbs)

Future (express the future verb form by saying, "Yo voy a ____." (I am going to ____.)

Infinitive (to + verb)

Present participle (-ing)

Imperativo (Imperative verbs - find this link on the ACCIONES page)

6. Verb forms appear in correct format automatically by semantic context:

Example a) quiero ("I want") + infinitives

Quiero comer. "I want to eat."	Quiero trabajar. "I want to work."	Quiero ayudar. "I want to help."
-----------------------------------	---------------------------------------	-------------------------------------

Example b) Yo estoy ("I am") + present participle

Yo estoy tomando. "I'm drinking."	Yo estoy jugando. "I'm playing."	Yo estoy hablando español. "I'm speaking Spanish."
--------------------------------------	-------------------------------------	---

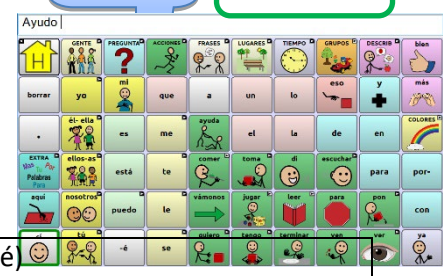
Example c) Yo voy a ("I am going") + infinitives

Yo voy a leer. "I'm going to read."	Yo voy a jugar con mi iPad. "I'm going to play with my iPad."	Yo voy a comer. "I'm going to eat."
Yo voy a comprarlo. (comprar + lo). "I'm going to buy it."		

7. To access the preterite verb tense (past tense), select the pronoun and present tense of the verb. The preterite form appears just to the right of the “tú” key.

Preterite-
“ayudé”

“I helped”



a) Preterite (“past tense”)

Yo ayudé mi (GENTE) amigo. “I helped my friend.”	(hint: <u>ayudo</u> + <u>é</u> = <u>ayudé</u>)
Tú trabajaste bien. “You worked well.”	(hint: <u>trabajas</u> + <u>-aste</u> = <u>trabajaste</u>)
Ellos me ayudaron (DESCRIBIR) mucho. “They helped me a lot.”	(hint: <u>ayudan</u> + <u>-aron</u> = <u>ayudaron</u>)

b) Future (i.e. “I am going to verb”)

Nosotros vamos a trabajar (TIEMPO) mañana. “We are going to work tomorrow.”
Yo voy a comprar un (VEHÍCULOS) auto. “I am going to buy a car.”

8. Core vocabulary included within categories:

The following sentences demonstrate the feature of core vocabulary included within categories.

ANIMALES	
Yo tengo dos peces.	I have two fish.
¿Quieres acariciar al gato?	Do you want to pet the cat?
Yo juego con la perra.	I play with the dog.
¿Qué color es el pájaro?	What color is the bird?
Yo tengo un conejo.	I have a rabbit.
¿Cuál es tu animal favorito?	What is your favorite animal?
Yo le doy de comer a la gallina.	I feed the hen.
Me gusta el tigre.	I like the tiger.
¿Dónde está el pollito?	Where is the baby chick?
MÚSICA	
Yo tengo una guitarra.	I have a guitar.
Mi música favorita es la (RITMOS) salsa.	My favorite music is salsa.
¿Qué instrumento musical tocas?	What musical instrument do you play?
Quiero ver un vídeo de música.	I want to see a music video.
Yo toco el tambor.	I play the drum.
Me gusta escuchar música.	I like to listen to music.
¿Te gusta la (RITMOS) bachata?	Do you like bachata?
Me encanta la (RITMOS) bachata.	I love bachata.
Es mi canción favorita.	This is my favorite song.”

ARTE		
Yo necesito el marcador (COLORES) rojo.	I need the red marker.	
Yo estoy coloreando un dibujo.	I am coloring a picture.	
¿Te gusta pintar?	Do you like to paint?	
Quiero hacer un dibujo para ti.	I want to make a drawing for you.	
Me gusta pintar con el color azul y amarillo.	I like to color with blue and yellow.	
¿Quieres dibujar con la lápiz verde?	Do you want to draw with the green pencil?	
Dame la cinta.	Give me the tape.	
BEBIDAS Y COMIDAS		
Quiero un café con leche por favor.	I want a coffee with milk please.	
Quiero tomar limonada.	I want to drink lemonade.	
¿Quieres tomar té caliente?	Do you want to drink hot tea?	
¿Bebes leche?	Do you drink milk?	
Quiero más sopa por favor.	I want more soup please.	
¿Dónde está el arroz?	Where is the rice?	
Quiero (ACCIONES) cocinar enchiladas y frijoles.	I want to cook enchiladas and beans.	

9. Masculine/feminine nouns agree with Adjectives:

In Spanish, adjectives must match the noun in terms of number and gender. This is done automatically when choosing a color to modify a noun in categories such as ANIMALES (*animals*), VEHÍCULOS (*vehicles*), and ROPA (*clothes*). ****Notice that the gender and number of the color changes automatically to agree with the nouns, and that the noun is positioned before the adjective.**

El perro negro "The black dog"	La gata negra "The black cat"	(ANIMALES - MASCOTAS)
Las gatas blancas "The white cats"	Los pájaros blancos "The white birds"	
La blusa roja "The red blouse"	El calzoncillo rojo "The red underwear"	(ROPA)
Un avión amarillo "A yellow plane"	Una camioneta amarilla "A yellow truck"	(VEHÍCULOS)

10. Plural fun!

In Spanish as in English, plural markers can be final -s or final -es depending upon the final letter of the noun.

*******After selecting a noun, look for "-s" in the left column.

- Try pluralizing these words: "pez" (*fish*), "libro" (*book*), "dólar" (*dollar*)

With two or three word noun concepts, the plural marker is typically on the first word. Choose the **TRABAJO**s category for the following examples:

colector de basura ("trash collector") → colectores de basura;
cuidador del zoológico ("zoo keeper") → cuidadores del zoológico;
programador de computadoras ("computer programmer") → programadores de computadoras.

Me gusta jugadores de béisbol.	"I like baseball players."
--------------------------------	----------------------------

11. Logical Next Words:

Yo estoy <u>listo</u> . (masc) "I am ready."	Yo estoy <u>lista</u> . (fem) "I am ready."	Yo no estoy <u>listo</u> . (m) "I am not ready."	Yo no estoy <u>lista</u> . (f) "I am not ready."
Yo necesito <u>ayuda</u> . "I need help."		Yo necesito más dinero. "I need more money."	
Una <u>vez</u> yo fui al (LUGARES) zoológico. "One time I went to the zoo."		(Hint: un > "una"	
Quiero <u>un poco</u> . "I want a little."			
Bien <u>hecho</u> . "Well done"			
Quiero ir <u>contigo</u> (con + <u>-tigo</u>). "I want to go with you."			
Quiero ver <u>una película</u> . "I want to watch a movie."			
Que <u>pasa</u> ? "What's going on?"			
No <u>sé</u> . "I don't know."			
No <u>hay</u> . "There is none."			
Mi <u>turno</u> . "My turn."	Mi <u>favorito</u> . "My favorite."	Su <u>turno</u> . "Your turn."	Su <u>favorita</u> . ***possessives in GENTE "Your favorite."
Ven <u>aquí</u> . "Come here."			
¿Qué tal? "How is it going?"		(Hint: PREGUNTAS y FRASES)	

12. PREGUNTAS (Questions):

In Spanish, the proper punctuation for questions is an upside down question mark (¿) at the beginning of the sentence and a regular question mark (?) at the end. When starting a question from the PREGUNTAS page, the "¿" appears automatically with WordPower60 Español Básico.

¿Qué vamos a comer? "What are we going to eat?"	¿De dónde es usted? "Where are you from?" (literally – From where are you?)
¿Quién va? "Who is going?"	¿Adónde vas? "Where are you going?"
¿Cuánto cuesta? "How much does it cost?"	¿Cómo se dice...? "How do you say...?"
¿Está lista? "Are you ready?"	¿Qué tal? "How is it going?"
¿Cuándo vas a venir? "When are you going to come?"	¿Cuándo vamos a la tienda? "When are we going to the store?"

13. Using the Imperative form of the Verb:

**Some imperatives appear on the main page, as well as on the first ACCIONES page. Others are found by selecting “ACCIONES+IMPERATIVO” or “ACCIONES+INFINITIVO+IMPERATIVO”

Ven aquí. “Come here.”	
Ayúdame. “Help me”	(ayuda + me + “ayúdame”)
Para (TIEMPO) ahora. “Stop now.”	
Vámonos a comer. “Let’s go eat.”	
¡Coman! “You [plural] eat!”	(Select the “ellos -as” key once you get to the IMPERATIVO page)
Dime. “Tell me.”	
Escucha y lee. “Listen and read.”	(Select ACCIONES → IMPERATIVO to find “escucha.”)

14. Other features in WordPower:

1. Select the GRUPOS key to find the CHISTES (Jokes). There are jokes and riddles. Try them out.
2. Select the GRUPOS key to find the NOTICIAS (News).
3. Select the GRUPOS key to find FOTOS. This gives access to a photo album that can be used to share pictures and experiences.

15. PUTTING IT ALL TOGETHER: try these sentences to practice your skills:

Me gusta comer en la taquería. “I like to eat at the taqueria.”	Me gusta comer en casa. “I like to eat at home.”	Me gusta comer en McDonald’s. “I like to eat at McDonald’s.”
Le gusta comer conmigo. “He/she likes to eat with me.”	¿Qué te gusta comer? “What do you like to eat?”	¿Quieres comer conmigo? “Do you want to eat with me?”
Tengo un perro y dos gatos en mi casa. (Hint: find “perros” and gata” in ANIMALES; “casa” in LUGARES) “I have one dog and two cats at my house.”		
Yo fui con ella. “I went with her.”	(Hint: “fui” follows “yo” on main page; select “él-ella” to find “ella”)	
Ya está. “That’s it.”	Ya vámonos “Let’s go.”	
Tengo algo para ti. “I have something for you.”	(Hint: find “algo” on the EXTRA PALABRAS page)	

No me siento bien. "I don't feel well."
Tengo una (PREGUNTA) pregunta para ti. "I have a question for you."
Ya no me duele. "It doesn't hurt anymore."
Lo quiero ya. "I want it now."
Me gusta ir al parque con mis amigos. "I like to go to the park with my friends."
Él necesita medicina porque está (DESCRIBIR) enfermo. (Hint: select "por-" to find "porque") "He needs medicine because he is sick."
Yo voy a trabajar a las (TIEMPO → LA HORA) 8:30. "I go to work at 8:30."
Ellos están nadando en la (LUGARES) piscina. (Hint: find "nadando" on the second page of ACCIONES) "They are swimming in the pool."
El (LUGARES) aeropuerto es (DESCRIBIR) muy grande. "The airport is really big."
¿Te sientes enfermo? "Are you feeling sick?"
Ya no quiero más. "I don't want anymore."
Feliz Navidad y Año Nuevo. (Hint: speak entire sentence using the DÍAS FESTIVOS category) "Merry Christmas and Happy New Year."
Quiero ver la televisión contigo. (Hint: con + -tigo = contigo) "I want to watch TV with you."
Ella fue a la (LUGARES) playa. "She went to the beach."
Ella quiere ir al (LUGARES) cine (TIEMPO) mañana. "She wants to go to the movie theater tomorrow."

WordPower60 Español Básico									
ABC 123	GENTE 	PREGUNTAS 	ACCIONES 	FRASES 	LUGARES 	TIEMPO 	GRUPOS 	DESCRIBIR 	bien 'well'
clear	yo 'I'	mi 'my'	que 'that' 'what'	a 'to'	un 'a'	lo 'it'	eso 'that'	y 'and'	más 'more'
.	él- ella 'he / she'	es 'is'	me 'myself'	ayuda 'help'	el 'the' (m)	la 'the' (f)	de 'of / from'	en 'in / at'	COLORES 
EXTRA Mas Tu Por Palabras Para	ellos-as 'they'	está 'is'	te 'yourself'	comer 'to eat'	toma 'drink' 'take'	di 'say / tell'	escuchar 'to listen'	para 'for / to'	por 'by / for' porque 'because'
aquí 'here'	nosotros 'we'	puedo 'I can'	le indirect object pronoun	vámonos 'let's go'	jugar 'to play'	lee 'read'	para 'stop'	pon 'put'	con 'with'
sí / 'yes' 	tú 'you'	no 	se 'itself' 'herself' 'himself'	quiero 'I want'	tengo 'I have'	toma 'take'	ven 'come'	ver 'see' 'watch'	ya 'already'



[Return to WordPower Table of Contents](#)

WordPower60 Español Básico

&

WordPower60 Basic

Comparison Document



The WordPower60-Basic vocabulary files (English and Spanish) were designed with early language learners in mind, providing ample picture support and novel structures to facilitate expressive language development. In developing the WordPower60 Español Básico file for bilingual users, every effort was made to keep the layout of the English and Spanish versions as consistent as possible, thereby maximizing the ease of motor planning for bilingual users, and facilitating ease of transition for those clients using 60-location keyguards. The PROFILES feature built into the software allows users to switch easily between the two languages.

Core vocabulary is embedded within category and activity pages, allowing easy generation of language from the main core page as well as within specific topic-based pages. Core words remain consistent in terms of placement and access, providing a natural bridge between core and fringe words.

This self-paced learning guide has been designed to:

- demonstrate the functionality of language in the Spanish and English vocabularies;
- showcase the new software and vocabulary features available in WordPower60 Español Básico; and
- showcase and provide practice with the signature features available in these WordPower vocabularies.

[Return to WordPower Table of Contents](#)

English

Español

Comparison of core language available from main pages



I like...
 I don't like ...
 I want + ... (___ or infinitive verbs)
 I want to watch with you.
 I am ready to ...
 I love to read ...
 I am watching TV.
 I am going to listen to music.
 What do you like to play?
 I am really hungry.
 I feel good.
 Good job.
 I don't know. / There is no...
 I have a problem.
 in → front / back
 with you
 too
 my turn
 my favorite
 help me
 I know
 tell me
 I want... / I like to... **FAVORITE THINGS**



Me gusta ...
 No me gusta ...
 Quiero + ... (___ or infinitive verbs)
 Quiero ver contigo.
 Yo estoy listo para ...
 Me encanta leer ...
 (Yo) estoy viendo la televisión.
 (Yo) voy a escuchar música.
 ¿Qué te gusta jugar?
 Tengo mucha hambre.
 Me siento bien.
 Bien hecho.
 No sé. / No hay...
 Tengo un problema.
 de → delante/ detrás
 contigo (con + -tigo)
 yo también, tú también, para mí también, a mí también
 mi turno / me toca
 mi favorito
 ayúdame (ayuda → me)
 lo sé
 dime (di → me)
 Quiero... / me gusta... → **COSAS FAVORITAS**

Consistency in design and functionality of language - WordPower-60 Basic and WordPower-60 Español Básico

“yes” & “no” available on core and category pages (English)

Main page

Food page

“sí” & “no” available on core and category pages (Español)

Main page

Comida page

High frequency core verbs that link directly to category pages
English

eat	FOOD	watch	TV/MOVIES
drink	DRINKS	hurt	BODY
play	TOYS/GAMES	listen	MUSIC
read	READING		
feel	DESCRIBE		

High frequency core verbs that link directly to category pages
Español

comer	COMIDA	ver	TV/PELÍCULA
beber	BEBIDAS	cuerpo	CUERPO
jugar	JUGUETES	escuchar	MÚSICA
leer	LECTURA		
sentir	DESCRIBIR		

SOCIAL



FRASES



Early Concepts with Picture Support

first, next, second...



primero, proximo, segundo...



Position Words



English



Español

Daily Routines



English



Español



WP beginning level keyboards



WP standard keyboards




PHONICS keyboards - long & short vowels



WP beginning level number pads



Selection of verbs that appear on the main page



Why do the core verbs on the main page appear in different forms (i.e. infinitives, imperatives, and first person) on the **WordPower-60 Básico Español** file? These high frequency verb forms were selected because of their usefulness as *sentence starters*. For example:



- 1) **(vámonos)** means “let’s go,” a high frequency Spanish word. If another form of the word “go” is needed, one chooses a pronoun, and the proper form of the verb will be generated automatically.

For example:

- a. “Yo voy” (I go)
- b. “Ella va” (She goes)
- c. “Ellos van” (They go)
- d. etc.



- 2) **(tengo)** means “I have.” When this word is selected, logical next words appear that allow the user to say the English equivalents of “I’m hungry,” (literally, I have hunger), “I’m thirsty,” “I’m cold,” “I’m scared,” etc.



- 3) **(ayuda)** means “help.” The imperative mood was chosen to make it easy for the user to ask someone for help. The user can select “ayuda” followed by “me” to generate the phrase “ayúdame” - (help me).



- 4) **(quiero)** means “I want.” After selecting this word, all verbs on the page automatically convert to the infinitive form, so that one can easily say the equivalent of, “I want to eat...,” “I want to take...,” “I want to come...,” etc.

Why does the word “ya” appear on the main page?

“Ya” is a high frequency word in spoken Spanish dialogue. When you first learn about “ya” it’s pretty straightforward. It means “already,” as in:

I already ate breakfast. Ya comí desayuno.

But “ya” also shows up in a number of other contexts where “already” just doesn’t fit well ...



Here are some examples to demonstrate the many uses for the word “ya:”

Ya está listo.	It’s ready.
(Yo) vengo ya.	I’m coming right now.
¡Ya!	Enough!
	(You can use ¡Ya! when people are bothering you, or as a way to indicate “enough” when someone is pouring you a drink.)

- **Expression of frustration or exclamation**

(FRASES) ¡Basta ya!	Enough already!
¡Ya está!	That’s it!
¡Ya está bien!	That’s plenty!

- **Now; right now**

Ya está aquí.	He/she is here now.
Vente ya.	Come now.
Lo quiero ya.	I want it right now.

- **Anymore**

Ya no tengo frío.	I’m not cold anymore.
Ya no me duele.	It doesn’t hurt anymore

- **Added emphasis**

Ya puedo ver <u>lo</u> .	I can see it now.
Ya lo sé.	I know!

- **Yet**

Ya está listo?	Is he ready yet?
----------------	------------------

WordPower vocabularies incorporate the strategies of logical next words and word completion to save space and allow for more core vocabulary to be accessible on the main page. Though English and Spanish language structures are quite different, every effort was made to promote similarity between the English and Spanish vocabularies. Here are some examples of logical next words that appear on the main page on WordPower60 Basic and WordPower60 Español Básico.

Logical next words:

English:	Español:
▪ come here	▪ ven acá
▪ a little	▪ un poco
▪ I am ready	▪ yo estoy listo/lista
▪ I don't know	▪ no sé
▪ I feel hungry/thirsty	▪ tengo hambre/sed
▪ a problem	▪ un problema
▪ me too	▪ yo también
▪ good job	▪ bien hecho
▪ my turn	▪ mi turno/me toca
▪ I know	▪ lo sé
	▪ una vez (one time)

Word Completion:

English:

- my -self
- your -self
- a -bout
- with -out
- up -stairs
- down -stairs
- in -side
- out -side

Español:

- ayuda -me (help me)
- con -tigo (with you)
- con -migo (with me)
- por -que (because)
- de -lante (in front)
- de -tras (in back)
- di -me (tell me)

English

I need a hug.
 I am going to the **(PLACES)** restaurant.
 Tell me **(QUESTIONS)** what you think.
 I feel really hungry.
 I have a problem. Help me **(SOCIAL)** please.
 I love to go with my **(PEOPLE)** friends.
 Come here **(TIME)** now.
 I feel really proud of you.
 I want to watch a movie please.
(QUESTIONS) What color do you like?
 I really like your **(PLACES)** pool!

QUESTIONS SOCIAL

What's your name?
 Where do you live?
 I like to **(FAVORITE THINGS)** ride my bike
 and listen to music.
(PEOPLE) They are going to buy it for me.
 I am ready to buy it.
 Hello mom - How are you?

Español

(Yo) necesito un abrazo.
(Yo) voy al **(LUGARES)** restaurante.
 Dime lo que **(tú)** piensas.
 Tengo mucha hambre.
 Tengo un problema. Ayúdame **(FRASES)** por favor.
 Me encanta ir con mis **(GENTE)** amigos.
 Ven acá **(TIEMPO)** ahora.
 Me siento muy orgullosa de ti.
 Quiero ver una película por favor.
(PREGUNTAS) ¿Cuál color te gusta?
 Me gusta mucho tu **(LUGARES)** piscina!

PREGUNTAS SOCIALES

¿Cómo te llamas?
 ¿Dónde vives?
 Me gusta **(COSAS FAVORITAS)** andar en mi bicicleta
 y escuchar música.
(Ellos) me lo van a comprar.
(Yo) estoy listo **(ACCIONES)** para comprarlo.
 Hola mamá - ¿Cómo estás?

New Features incorporated into WordPower60 Basic and WP60 Español Básico

GROUPS page English



Core vocabulary is incorporated into the category pages in order to facilitate easy generation of language.

GRUPOS page Español



Now, users can generate simple sentences and questions beginning with the main page, or from within a category. Motor patterns remain consistent between the main pages and the categories.

Students benefit from core language availability within categories because there is less navigation required and fewer keystrokes needed to generate language. Clinicians and families also benefit. One can navigate to a category page and communicate in phrases and sentences with little to no training. Generating language from within the categories can be an easy way to learn the WordPower language and motor patterns associated with core vocabulary.

Contextual verbs are included within related categories such as:

English

PETS

“feed” “walk”

ART

“color” “cut” “make” “draw”

TOYS

“play”

MUSIC

“listen” “play”

etc.

Español

MASCOTA

“darle de comer” “acariciar”

ARTE

“colorear” “cortar” “hacer” “dibujar”

JUGUETE

“jugar”

MÚSICA

“escuchar” “tocar”



Let's start with the PETS (MASCOTAS) category. Here are some sentences that utilize the context specific verbs:

English

- ❖ Do you want to pet the cat?
- ❖ I want to feed the bird.
- ❖ I am ready to feed the fish.

Español

- ¿Quieres acariciar al gato?
- Quiero darle de comer al pájaro.
- Yo estoy lista para darle de comer a los peces.



Here are some more practice sentences for the PETS / MASCOTAS category:

English

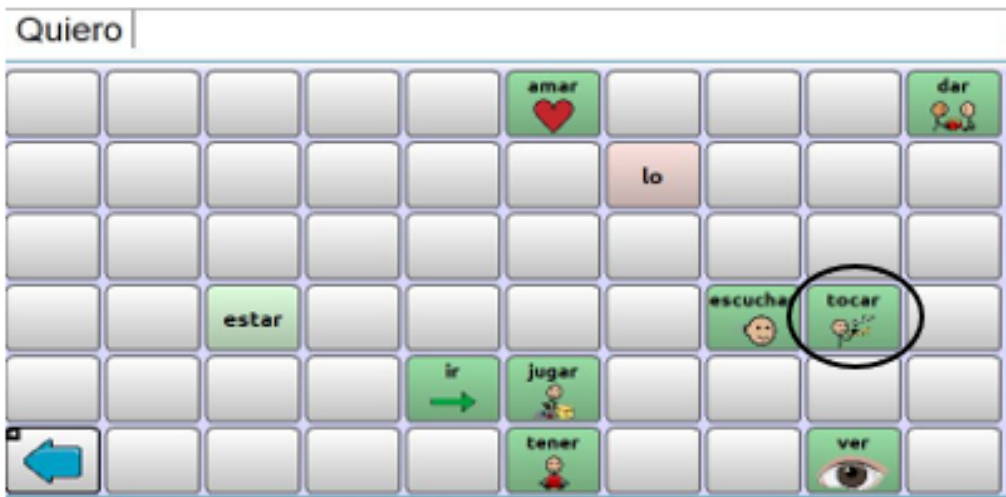
- I have two goldfish.
- I like the hamster.
- I feed the turtle.
- Do you want to pet the cat?
- I play with the dog.
- What color is the bird?
- I have a rabbit.
- What is your favorite animal?
- My favorite pet is a dog.

Español

- Yo tengo dos peces de colores.
- Me gusta el hámster.
- Yo le doy de comer a la tortuga.
- (PREGUNTA) ¿Quieres acariciar al gato?
- Yo juego con el perro.
- (PREGUNTA) ¿Qué color es el pájaro?
- Yo tengo un conejo.
- (PREGUNTA) ¿Cuál es tu animal favorito?
- Mi mascota favorita es un perro.



In the MÚSICA category, the specific contextual verbs are: “escuchar” (listen), and “tocar” (play), allowing one to talk about things related to music—songs, musical instruments, favorite singers, musical genres, etc.



Here are some practice sentences for the MUSIC / MÚSICA category:



English

Español

<p>I want to play the guitar.</p> <p>I have a piano.</p> <p>My favorite music is rock 'n roll.</p> <p>I want to see a music video.</p> <p>What musical instrument do you play?</p> <p>I play the drum.</p> <p>I like to listen to music.</p> <p>Do you like country music?</p>	<p>Quiero (ACCIONES) tocar la guitarra.</p> <p>(Yo) tengo un piano.</p> <p>Mi música favorita es (RITMOS) la salsa.</p> <p>Quiero (ACCIONES) ver un vídeo de música.</p> <p>(PREGUNTA) ¿Qué instrumento musical tocas?</p> <p>Yo toco el tambor.</p> <p>Me gusta escuchar música.</p> <p>¿Te gusta la música country?</p> <p>**select RITMOS to find other types of Latin music</p>
--	--



More examples of contextual verbs on the ARTE page:

- color
- cut
- draw
- paint

Here are some practice sentences you can try within the ART / ARTE category:



English

Español

I need the (COLORS) red marker.

I am painting.

Do you want to draw with the blue marker?

Do you like to paint?

I want to make a picture for you.

I like to color with (COLORS) blue and yellow.

Do you want to draw with the green pencil?

Give me the tape please.

Yo necesito el marcador (COLORES) rojo.

Yo estoy pintando.

¿Quieres dibujar con el marcador (COLORES) azul?

¿Te gusta pintar?

Quiero (ACCIONES) hacer un dibujo para ti.

Me gusta colorear con el (COLORES) color azul y amarillo.

¿Quieres dibujar con el lápiz (COLORES) verde?

Dame la cinta por favor.

Fun and Functional additions to WordPower60 Basic/Básico vocabularies

Specific page sets have been built around children's books to allow students to read and participate in literacy activities and practice using core language.


English



Español



LECTURA page with link to LIBROS INICIALES



¡No, David!



¿Qué te gusta?
"Yo también."



Voice Assist – “Hey Siri” “Oye Siri” & Amazon Echo




Oye Siri



Alexa



Texting with NOVA chat and Chat Fusion





What do you need to get started with Texting?

- Android phone
- ChatSMS™ installed- and set as default texting app
- Chat Device- NOVA chat or Chat Fusion
- Version 2.9 software
- Connect phone and device via Bluetooth setting
- Vocabulary with texting pages set up
- Someone to text!



Texting with TouchChat using iMessage



- Create a message
- Select TEXTO
- Your message is automatically copied to the text message window
- Select your Contact
- Send 





EMOJIS can be used with
texting and sharing

Back		Library							
LOL	TTYL								
SMH	XOXO								
??									delete
-									
									SHARE TEXT

Ability to “lock” a page that would normally close automatically



[Return to WordPower Table of Contents](#)