

wordpower®

WordPower Vocabulary Quick Reference

WordPower® (WP) is a word-based AAC vocabulary designed to facilitate quick and easy language generation. It includes high-frequency core words^{1,5} organized in logical categories. Grammatical word classes³ have been included such as nouns and adjectives. As a sentence is being built, you often find that the next word you want to say can be spoken with one or two button presses. WP was developed by Nancy L. Inman, M.A.T., CCC-SLP specifically for the Chat devices. Nancy is widely known in the field of AAC for her work in developing, implementing and teaching word-based vocabulary programs.

¹ **Core Vocabulary** – Words that are used about 80% of the time in conversation (Christine A. Marvin, David R. Beukelman, Denise Bilyeu, AAC, Vol. 10, Dec., 1994). We don't think about them much, but they make up a large percentage of what we say every day—I, you, stop, go, etc.

² **Fringe Vocabulary** – These words are often nouns and are different for each person and situation. If you are a snowboarder, you don't need to have nouns associated with football (ball, goal, touchdown) to discuss your sport.

³ **Grammar Classes** – WP uses a modified Fitzgerald key arrangement along with color coding of the following grammatical classes: pronouns; verbs; adjectives; adverbs; conjunctions/prepositions and nouns.

⁴ **Categories** – WP uses category pages to organize vocabulary. These category pages are made up of grammar classes or specific groupings such as PLACES (anything related to a place) or TIME (for example, days of the week, months of the year, words related to time like “before” and “after”).

⁵ **High Frequency Words** – Words used a lot during everyday conversation.

WordPower Vocabulary Files

More than ten English WP files exist in the NovaChat® and TouchChat® libraries with a wide range of button configurations for each file, from 20 to 140 buttons per page. A version with fewer buttons on the page is not necessarily easier. Together, you and your SLP, Specialist, and/or Consultant can select a WP vocabulary option based on visual and motor ability as well as cognitive potential. Consideration is based on ability to visually see and access buttons by touching with a hand/finger or other access method such as a switch or head tracker.

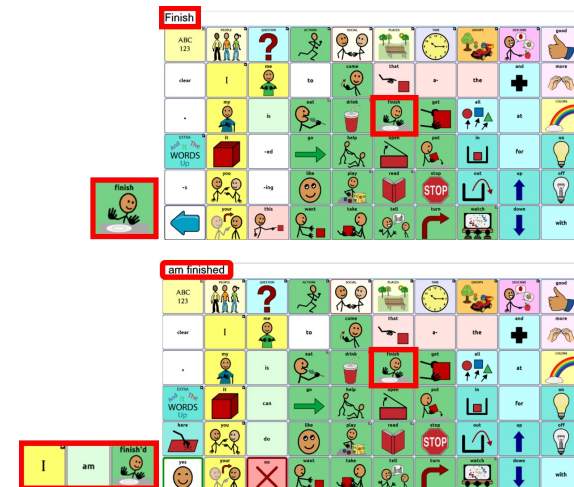
The more buttons available on the page, the less navigation that needs to occur—it can be compared to texting on a flip phone vs. a smartphone. The smartphone is much more efficient, but if you have difficulty seeing small things or pointing to small icons, then a flip phone might be a better choice.

Guiding Principles of WordPower

1. A word-based system. A priority is put on core words¹ with access to fringe vocabulary².
2. Predictive design that uses high frequency core words^{1,5} to facilitate quick and easy sentence generation.
3. Efficiency of speech is a focus—designed to be intuitive and easy to use.
4. A spelling/word prediction page is used to spell words not included in the vocabulary.
5. Hundreds of verbs, adjectives, and nouns are programmed into WP files, but additional words can be added to customize and meet the specific needs of the individual.

Organizational Structure

WP is organized with frequently used words⁵ on the main page. This allows for quick, one-hit selections (“finish”) and easy sentence formations that often start from the main page (“I am finished”).



The core words¹ make up the bulk of the main page with grammar classes³, categories⁴, and fringe vocabulary² found around the periphery.



To speed up communication by reducing button hits, many pages connected to the main page are programmed to go back to the main page once a selection has been made. If more time needs to be spent on a single page, the “lock page” button can be used to prevent the system from returning to the main page.

Motor planning is built into much of the file so that the same word can be found in the same position but on a different page:



Color Coding-Grammatical Classes

In some instances, the grammatical class (for example, Adjectives, Questions) leads with the color coding, but within the category (for example, Places, Nouns, etc.), other colors are used to help with visual differentiation.

Core Word Class	Examples
Pronouns	I, you, it
Verbs (Action Words)	Do, go, eat
Little Words (functions words like prepositions and conjunctions)	On, off, but, or
Adverbs	Here, there
Adjectives (Describing Words)	Sad, red, big
Questions	Where, what
Interjections	Yes, please

PRONOUNS

1. High frequency⁵ pronouns are located on the “left hand” side of the main screen.
2. Pronouns are color coded in yellow.
3. If the pronoun you are looking for is not on the main screen, go to the PEOPLE button (color coded in a lighter shade of yellow in the top row).


VERBS

1. High frequency⁵ verbs are located in the middle of the main screen.
2. Verbs are color coded in green.
3. The lighter shade of green indicates a “helping verb”.
4. Verbs are alphabetized so they are easier to find.
5. If the verb you are looking for is not on the main page, go to the ACTIONS button (color coded in green).
6. On the ACTIONS page, you’ll find a link to ACTIONS A-Z, where less frequently used verbs appear in alphabetical order.



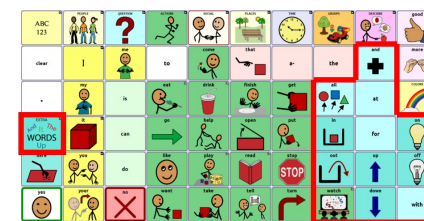
ADJECTIVES

1. High frequency⁵ adjectives are located on the right side (top row or far right column)
2. Adjectives are color coded in pink, except when displaying opposite pairs.


3. Adjectives are alphabetized or listed based on frequency of use.
4. On the DESCRIBE  page, you’ll find a link to DESCRIBE A-Z, where less frequently used adjectives appear in alphabetical order.

EXTRA WORDS (Function Words/Little Words like prepositions and conjunctions)

1. High frequency⁵ Function Words are blue, and are generally located on the right side of the main screen (for example, and, all, in, out).
2. If the Function Word you’re looking for is not on the main page, go to the EXTRA WORDS button.
3. Function Words are alphabetized and/or grouped by opposites so they are easier to find.



NOUNS

1. Nouns are located in the orange GROUPS button  in the top row.
2. Nouns are subcategorized and alphabetized to easily find the word you are looking for.

Tips

Tip #1: You can search for a word using the FIND WORD tool found on the ABC/123 page or located in the Tool Bar when you select MENU.

Tip #2: WP Español & Français vocabularies are available for NovaChat and TouchChat.